



REPUBLIC OF BULGARIA
MINISTRY OF FINANCE

GOVERNMENT DEBT
MANAGEMENT

MONTHLY BULLETIN

FEBRUARY 2008

REPUBLIC OF BULGARIA
MINISTRY OF FINANCE

**GOVERNMENT DEBT
MANAGEMENT**

FEBRUARY 2008

ISSN 1311 – 0047

This issue includes materials and data received prior to 17 March 2008.

The contents of the *Government Debt Management* bulletin may be quoted or reproduced without further permission. Due acknowledgment is requested.

Published by the Ministry of Finance, Government Debt and Financial Markets Directorate,
tel. 9859 2497, 9859 2452.

Website: www.minfin.bg

Ministry of Finance address in Reuters: MFBG01

Subscriptions: tel. 9145 1351

Computer typeset: Publications Division of the Bulgarian National Bank.
Printed and bound in the BNB Printing Centre.

CONTENTS

1	Government Securities Issues	5
2	Domestic Government Debt Dynamics	12
3	External Government Debt Dynamics	20
4	Government Debt Structure	24
5	Government Guaranteed Debt Structure	31
6	Municipal Debt and Social Security Funds Debt	35
7	Consolidated Government Debt Amount	37
	Appendices	39

Abbreviations

BGN	–	<i>The abbreviation of the Redenominated Bulgarian Lev</i>
BIR	–	<i>Base Interest Rate</i>
BNB	–	<i>Bulgarian National Bank</i>
CB	–	<i>Commercial Banks</i>
CM	–	<i>Council of Ministers</i>
CMD	–	<i>Council of Ministers Decree</i>
CSB	–	<i>Consolidated State Budget</i>
EBRD	–	<i>European Bank for Reconstruction and Development</i>
EIB	–	<i>Economic and Investment Bank</i>
GDP	–	<i>Gross Domestic Product</i>
GS	–	<i>Government Securities</i>
IMF	–	<i>International Monetary Fund</i>
JBIC	–	<i>Japan Bank for International Cooperation</i>
LBNB	–	<i>Law on the Bulgarian National Bank</i>
LSPDACB	–	<i>Law on State Protection of Deposits and Accounts with Commercial Banks in Respect Whereof the BNB Has Petitioned the Institution of Bankruptcy Proceedings</i>
MF	–	<i>Ministry of Finance</i>
SBL of RB	–	<i>State Budget Law of the Republic of Bulgaria</i>
SDR	–	<i>Special Drawing Rights</i>
TFP	–	<i>Transitional and Final Provisions</i>
ZUNK	–	<i>Bulgarian abbreviation of the Law on Settlement of Nonperforming Credits Negotiated prior to 29 February 1990 (LSNC)</i>

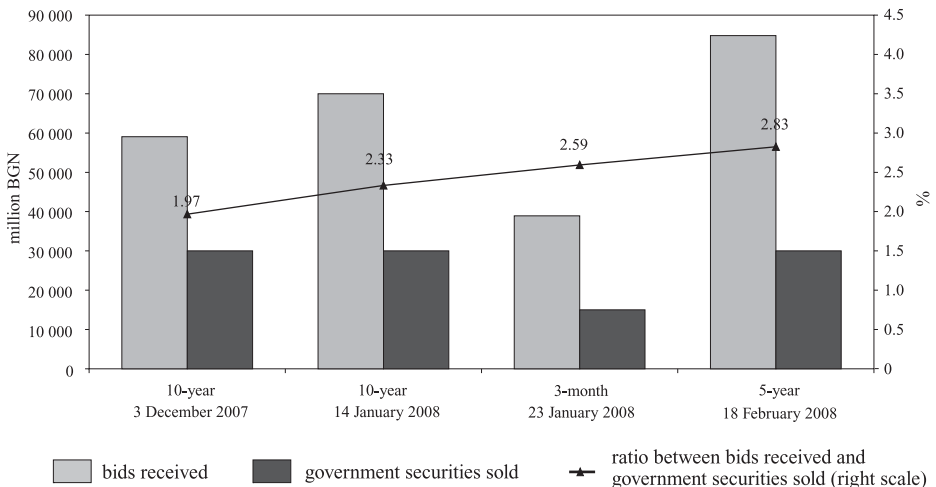
In December the Ministry of Finance issued through an auction organized by the BNB one medium-term treasury bonds issue. The issue comprised five-year tap government securities (No. BG2030008119).

At the auctions primary dealers' bids totaled BGN 84,775 thousand (Chart 1). Approved bids came to BGN 30,000 thousand nominal value (Charts 2 and 3). Coverage coefficient of the issue approved for sale in February accounted for 2.83 (Charts 4).

Government securities issued in February decreased by BGN 35.3 million on the same period of 2007 (Chart 2).

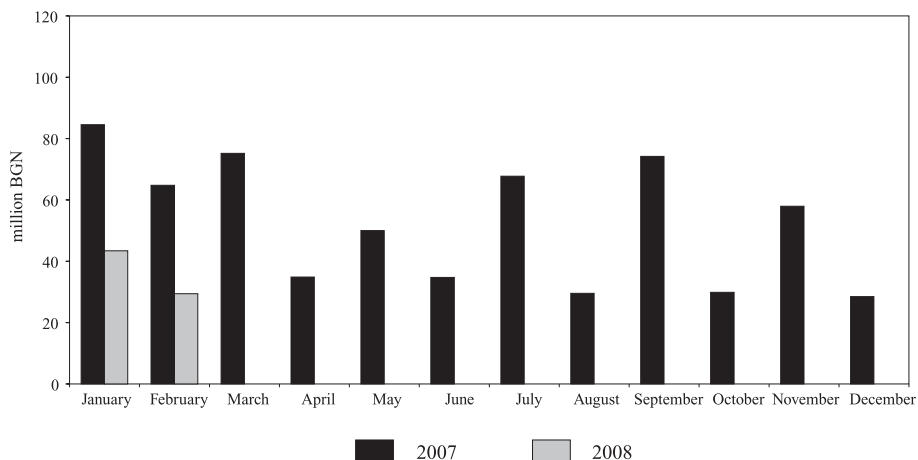
Chart 1

Bids Received and Government Securities Sold at Auctions



Note: The five- and ten-year government securities issues are tap issues. The above dates indicate the auction dates.

Sales of Government Securities Issues



In the review period the yield attained in the primary market as a whole reflected the demand for government securities. The yield on the five-year treasury bonds came to 4.74 per cent: down by 0.13 percentage points compared with the previous opening of an issue with the same maturity in November last year (Charts 5, 6 and 8).

In the month under review reverse repurchased securities earmarked for direct sale to individuals accounted for BGN 34.7 thousand (Chart 12).

Prices of Issues Sold per BGN 100 Nominal Value

JANUARY 2008

	3-month BG3010008004	10-year BG2040008216
Minimum	98.95	93.85
Average-weighted	98.96	95.29
Maximum	99.00	98.01

FEBRUARY 2008

	5-year BG2030008119
Minimum	97.16
Average-weighted	98.09
Maximum	99.75

Chart 3

Dynamics of the Average Annual Yield of Primary Market Government Securities

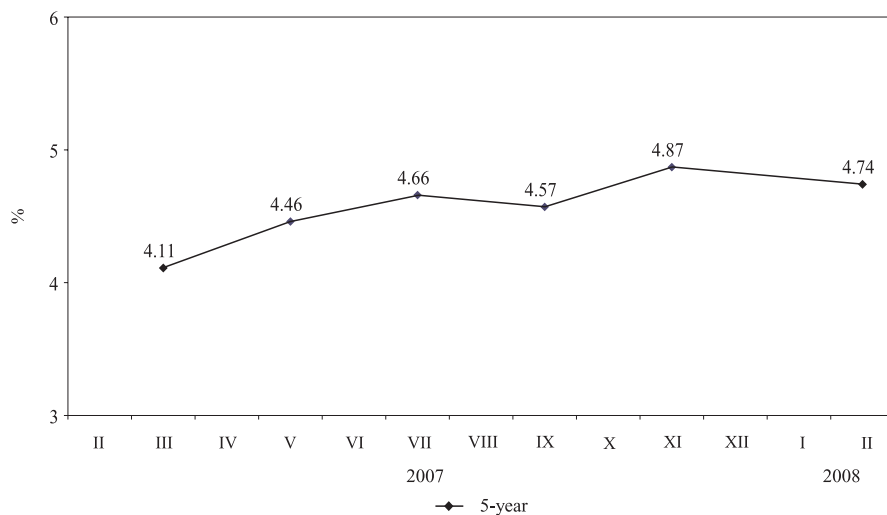
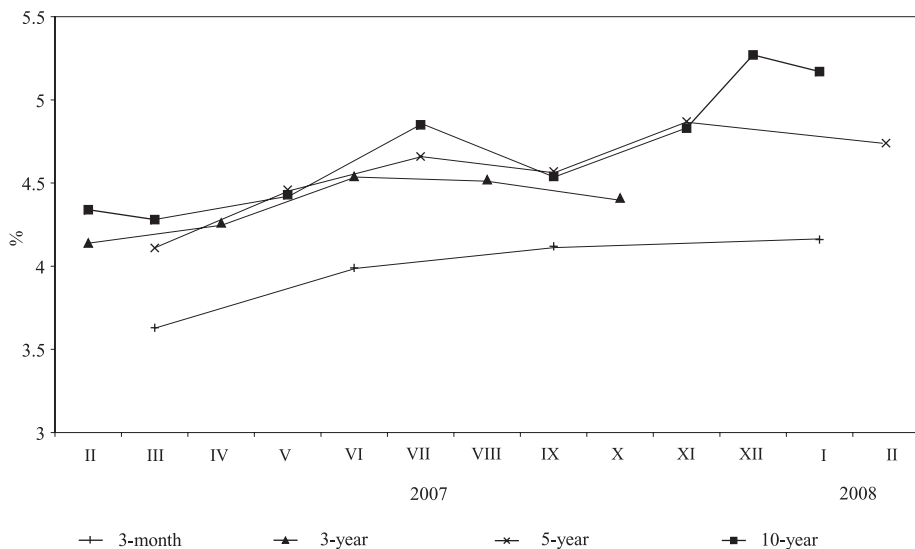


Chart 4

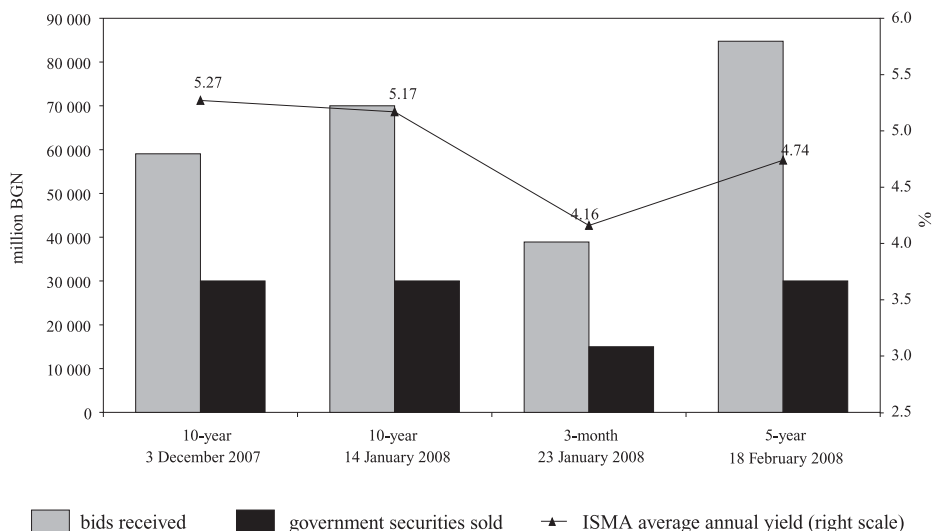
Yield of Primary Market Government Securities by Type



Note: Yield on an effective annual basis.

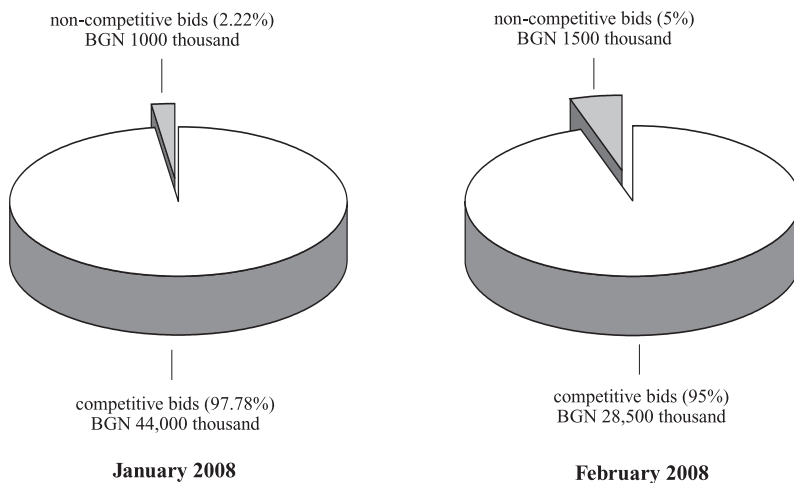
Chart 5

Yield and Sales of Government Securities

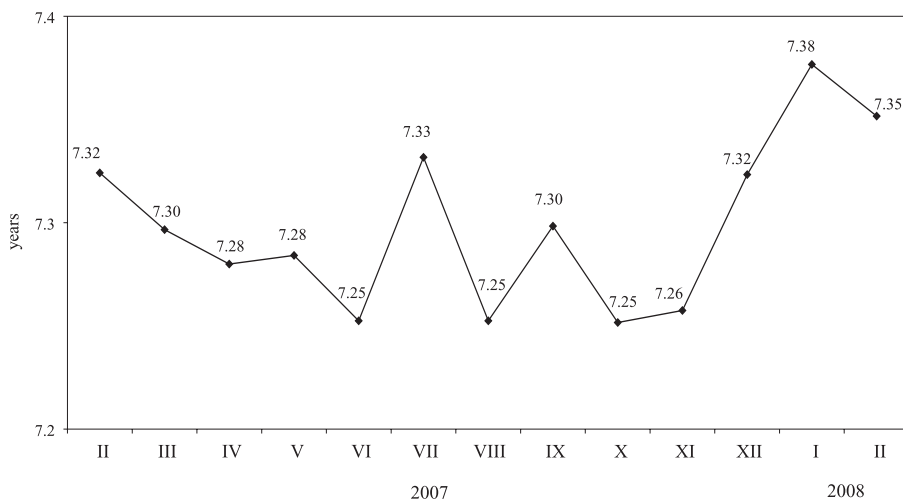


Note: five- and ten-year government securities issues are tap issues. The above dates indicate the auction dates.

Government Securities Bought in the Primary Market through Competitive and Non-competitive Bids

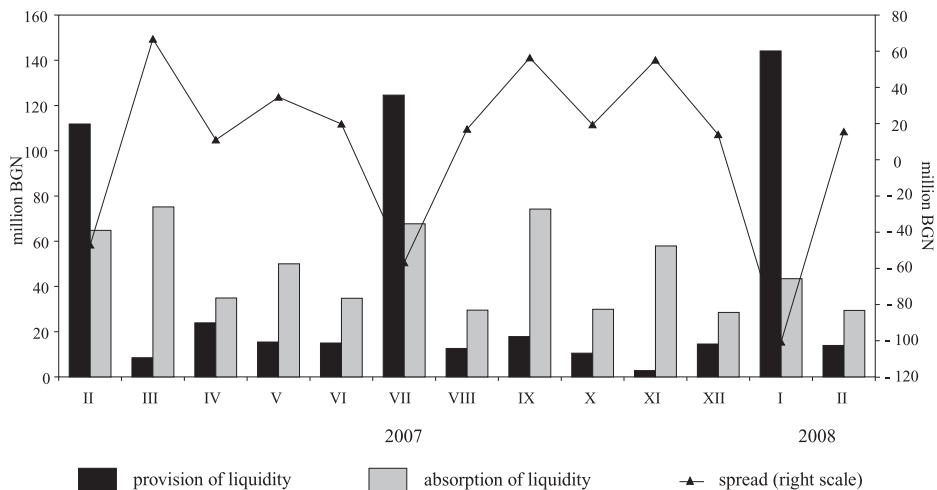


Average Term of Outstanding Government Securities Issues by Year



Note: The average term is calculated on the basis of the maturity structure of issued government securities.

Liquidity Provision and Absorption through Government Securities Maturities and Issues



Pending Payments on Government Securities in April 2008

(BGN'000)

Government securities	Monday	Tuesday	Wednesday	Thursday	Friday
		1	2	3	4
ZUNK Bonds Target issues		92.84			
	7	8	9	10	11
Bonds Target issues					5867.49
	14	15	16	17	18
Bills Bonds Target issues				3184.50	
	21	22	23	24	25
Bills Bonds Target issues	9.00		15 000.00		
	28*	29	30		
Bonds Target issues	91.87		1118.85		

Note: When the payment day is not a business day, payment is effected on the following business day.

* The day is not a business day.

Calendar of Government Securities Issues in April 2008

Auction date	Issue date	Maturity date	Issue term	Scheduled volume (BGN)
14.04.2008	16.04.2008	16.07.2008	3-month	15 000 000
TOTAL Bills				15 000 000 15 000 000

Note: The Ministry of Finance is entitled to make relevant adjustments in the calendar where necessary.

By end-February 2008 domestic government debt totaled BGN 3,165,397.5 thousand in nominal terms. The share of government securities issues in total debt was 89.7 per cent (BGN 2,838,071.4 thousand) and that of government securities issued for structural reform 10.5 per cent (BGN 327,326.1 thousand, Chart 9).

Government securities issued since early 2008 amounted to BGN 75,000 thousand. Redeemed government securities accounted for BGN 75,203.7 thousand. In February issued government securities and effected payments led to a change in the maturity structure of the five-year government securities: their share increased to 23.8 per cent at the expense of the other government securities whose shares decreased (Chart 10). The average-weighted maturity of government securities issues was seven years and four months. Government securities issued for structural reform amounted to BGN 327,326.1 thousand by the end of the review month.

Debt foreign exchange structure experienced slight changes in February (Chart 11). The shares of government securities in euro and US dollars decreased to 18.6 per cent and 4.4 per cent respectively, while the share of government securities in levs increased to 76.9 per cent on the previous month. The maturity structure also changed. Short-term government securities reached 0.5 per cent, while medium-term government securities increased to 34.8 per cent at the expense of long-term government securities which decreased to 64.7 per cent (Chart 12). Government securities with fixed interest coupons comprised 89.7 per cent and government securities with floating interest coupons 10.3 per cent.

Since early-2008 interest and discounts paid on government securities issued on the domestic market totaled BGN 55,423.3 thousand. Payments on government securities issues amounted to BGN 47,142.9 thousand or 85.1 per cent of the total repaid interest and discounts (Chart 16). Interest paid on ten-year bonds occupied the largest share, 44.8 per cent, followed by interest payments on five-year bonds, 31.8 per cent (Chart 15).

Domestic Government Debt

(BGN'000)

Structure	Amount as of 31 Dec. 2007	Change in 2008		Amount as of 29 Feb. 2008
		increase	decrease	
I. DEBT ON GOVERNMENT SECURITIES ISSUES				
1. Government securities issued in 2001	30 000.0	-	-	30 000.0
1.1. Long-term	30 000.0	-	-	30 000.0
7-year	30 000.0	-	-	30 000.0
2. Government securities issued in 2002	324 920.0	-	-	324 920.0
2.1. Long-term	324 920.0	-	-	324 920.0
7-year	240 000.0	-	-	240 000.0
10-year	84 920.0	-	-	84 920.0
3. Government securities issued in 2003	780 945.2	-	75 000.0	705 945.2
3.1. Medium-term	175 000.0	-	75 000.0	100 000.0
5-year	175 000.0	-	75 000.0	100 000.0
3.2. Long-term	605 945.2	-	-	605 945.2
7-year	310 362.2	-	-	310 362.2
EUR-denominated (lev equivalent)	205 362.2	-	-	205 362.2
10-year	100 000.0	-	-	100 000.0
15-year	195 583.0	-	-	195 583.0
EUR-denominated (lev equivalent)	195 583.0	-	-	195 583.0
4. Government securities issued in 2004	268 414.9	-	39.2	268 375.6
4.1. Medium-term	108 414.9	-	39.2	108 375.6
5-year	108 414.9	-	39.2	108 375.6
EUR-denominated (lev equivalent)	8 414.9	-	34.0	8 380.8
4.2. Long-term	160 000.0	-	-	160 000.0
7-year	80 000.0	-	-	80 000.0
10-year	80 000.0	-	-	80 000.0
5. Government securities issued in 2005	401 265.1	-	164.4	401 100.6
5.1. Medium-term	251 265.1	-	164.4	251 100.6
3-year	150 461.7	-	164.1	150 297.6
5-year	100 803.4	-	0.3	100 803.1
EUR-denominated (lev equivalent)	803.4	-	0.3	803.1
5.2. Long-term	150 000.0	-	-	150 000.0
10-year	150 000.0	-	-	150 000.0
6. Government securities issued in 2006	452 730.0	-	-	452 730.0
6.1. Medium-term	282 730.0	-	-	282 730.0
3-year	127 730.0	-	-	127 730.0
5-year	155 000.0	-	-	155 000.0
6.2. Long-term	170 000.0	-	-	170 000.0
10-year	170 000.0	-	-	170 000.0
7. Government securities issued in 2007	580 000.0	-	-	580 000.0
7.1. Medium-term	330 000.0	-	-	330 000.0
3-year	150 000.0	-	-	150 000.0
5-year	180 000.0	-	-	180 000.0
7.2. Long-term	250 000.0	-	-	250 000.0
10-year	250 000.0	-	-	250 000.0
8. Government securities issued in 2008	-	75 000.0	-	75 000.0
8.1. Short-term	-	15 000.0	-	15 000.0
3-month	-	15 000.0	-	15 000.0
8.2. Medium-term	-	30 000.0	-	30 000.0
5-year	-	30 000.0	-	30 000.0
8.3. Long-term	-	30 000.0	-	30 000.0
10-year	-	30 000.0	-	30 000.0
TOTAL (I)	2 838 275.1	75 000.0	75 203.7	2 838 071.4

(continued)

(continued)

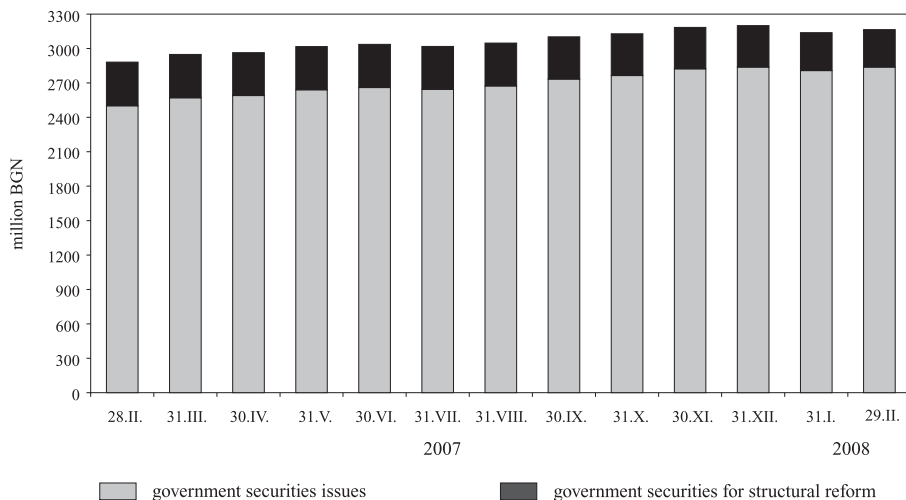
(BGN'000)

Structure	Amount as of 31 Dec. 2007	Change in 2008		Amount as of 29 Feb. 2008
		increase	decrease	
II. DEBT ON GOVERNMENT SECURITIES ISSUED FOR STRUCTURAL REFORM				
1. Long-term government bonds issued pursuant to CM Decree No. 244 of 1991	1 100.7	-	275.2	825.5
2. Long-term government bonds issued pursuant to CM Decree No. 234 of 1992	1 271.8	-		1 271.8
3. Long-term government bonds issued pursuant to Articles 4 and 5 of ZUNK of 1993 in BGN	4 736.9	-		4 736.9
denominated in USD	118 668.3	9 889.0		108 779.3
lev equivalent	157 973.6			140 274.2
denominated in EUR	100 237.0	-	8 353.1	91 884.0
lev equivalent	196 046.6			179 709.4
4. Long-term government bonds issued pursuant to CM Decree No. 3 of 1994	508.2	-		508.2
TOTAL (II)	361 637.9			327 326.1
DOMESTIC GOVERNMENT DEBT, TOTAL	3 199 913.0			3 165 397.5

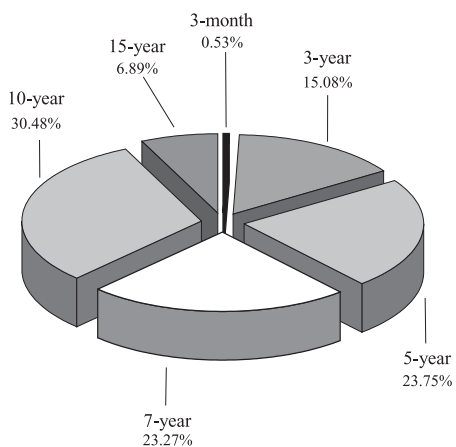
Notes: 1. Data at nominal value.

2. The lev equivalent of the debt denominated in foreign currency is based on BNB exchange rate of the relevant currency against the lev for the last business day of the respective period.

Changes in Domestic Government Debt

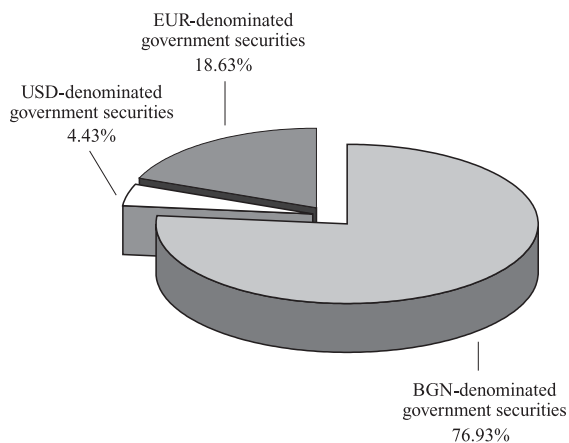


Outstanding Government Securities Issues as of 29 February

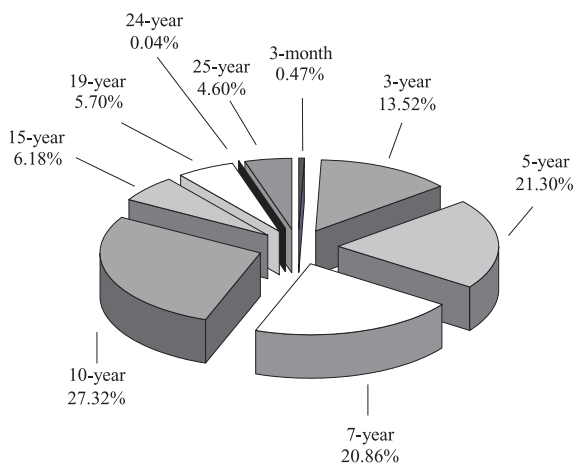


Note: The average-weighted maturity of government securities issues is seven years and four months.

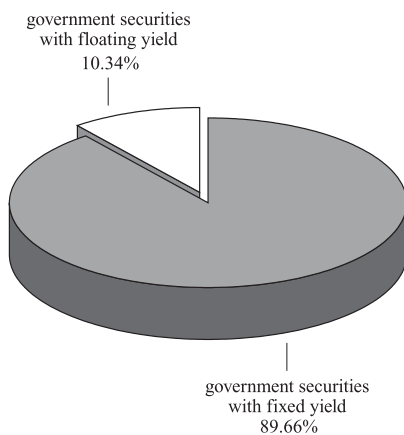
Currency Composition of Outstanding Government Securities as of 29 February



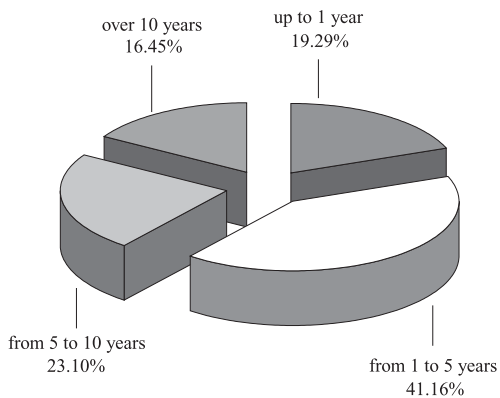
Maturity Structure of Outstanding Government Securities as of 29 February



Shares of Outstanding Government Securities with Fixed and Floating Yield as of 29 February



Residual Maturity of Domestic Government Debt as of 29 February

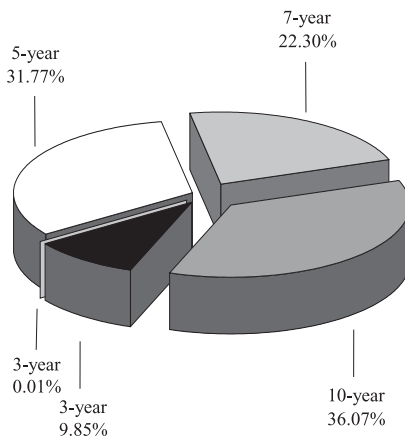


Expenditure on Domestic Debt between 1 January and 29 February 2008

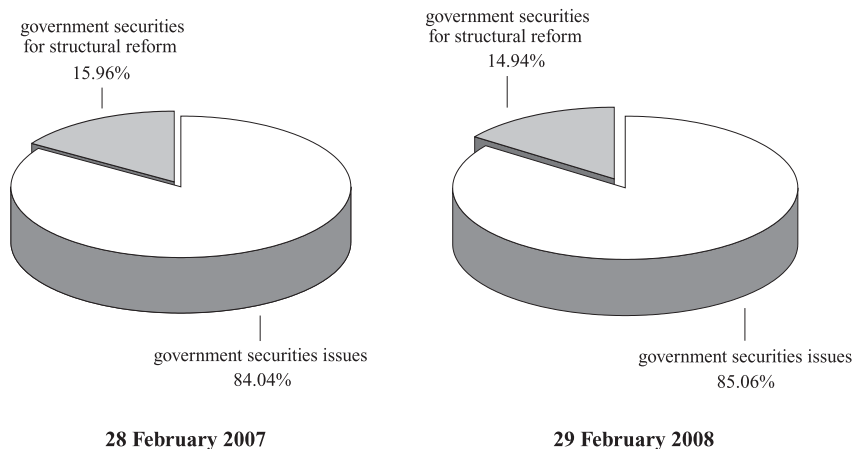
(BGN'000)

Debt structure	Amount of repaid interest (discount)
I. DEBT ON GOVERNMENT SECURITIES ISSUES	
1. Government securities issued in 2002	5 488.0
1.1. Long-term	5 488.0
7-year	5 488.0
2. Government securities issued in 2003	10 960.2
2.1. Medium-term	4 514.7
5-year	4 514.7
2.2. Long-term	6 445.5
7-year	3 109.7
10-year	3 335.8
3. Government securities issued in 2004	6 605.2
3.1. Medium-term	2 592.4
5-year	2 592.4
3.2. Long-term	4 012.7
7-year	1 915.6
10-year	2 097.1
4. Government securities issued in 2005	5 116.1
4.1. Medium-term	1 902.4
3-year	4.3
5-year	1 898.0
4.2. Long-term	3 213.7
10-year	3 213.7
5. Government securities issued in 2006	7 114.3
5.1. Short-term	1 770.7
3-month	1 770.7
5.2. Medium-term	2 344.1
5-year	2 344.1
5.3. Long-term	2 999.5
10-year	2 999.5
6. Government securities issued in 2007	11 859.2
6.1. Short-term	2 873.4
3-month	2 873.4
6.2. Medium-term	3 629.6
5-year	3 629.6
6.3. Long-term	5 356.2
10-year	5 356.2
TOTAL (I)	47 142.9
II. DEBT ON GOVERNMENT SECURITIES ISSUED FOR STRUCTURAL REFORM	
A. Debt on government securities issued to settle non-performing loans of state-owned companies to banks	
1. Bonds issued pursuant to CM Decree No. 244 of 1991	27.3
2. Bonds issued pursuant to CM Decree No. 234 of 1992	26.8
3. Bonds issued pursuant to Articles 4 and 5 of ZUNK of 1993	8 226.2
lev bonds	0.0
USD-denominated bonds (in BGN at the current exchange rate)	4 239.6
EUR-denominated bonds (in BGN at the fixed exchange rate)	3 986.6
4. Bonds issued pursuant to CM Decree No. 3 of 1994	0.0
Total (A)	8 280.4
TOTAL (II)	8 280.4
EXPENDITURE ON GOVERNMENT DOMESTIC DEBT, TOTAL	55 423.3

Structure of Expenditure on Government Securities Issues as of 29 February



Structure of Expenditure on Domestic Government Debt



By end-February external government debt totaled EUR 3476.6 million in nominal terms.

In February new external financing came to BGN 8120.8 thousand. Payments on the debt totaled BGN 74,155.2 thousand, including principal payments of BGN 69,827.2 thousand and interest payments of BGN 4328 thousand. The bulk of payments was made to the European Union (BGN 61,119.7 thousand). Interest was paid mainly on government investment loans (BGN 1944.3 thousand) and to the European Union (BGN 1356.9 thousand).

Changes occurred in foreign exchange debt structure as a result of payments. Debt denominated in US dollars decreased on the previous month, reaching 26 per cent by the close of February. The shares of debt denominated in euro and in other currencies increased to 69.4 per cent and 4.6 per cent respectively. Debt interest structure also changed. Debt with floating interest rates reached 34.6 per cent against 66.4 per cent of debt with fixed interest rates. The average-weighted residual term to maturity of the external debt was nine years.

The structure of external debt by type of creditor was as follows: debt on other bonds (global bonds and eurobonds) comprising 48.1 per cent, to the World Bank 25.1 per cent and on government investment loans 18.6 per cent. Obligations to the European Union accounted for 2.8 per cent and to the Paris Club 4 per cent.

External Government Debt

(million EUR)

Structure	as of 31.XII.2007	as of 31.I.2008	as of 29.II.2008
I. Bonds	1 700.3	1 689.9	1 673.2
1. Bonds	1 700.3	1 689.9	1 673.2
II. Credits	1 826.5	1 836.6	1 803.5
1. Paris Club	138.5	138.5	138.5
2. World Bank	870.5	873.1	872.9
2.1. World Bank	817.7	817.6	817.4
2.2. JBIC (JEXIM)	52.8	55.5	55.5
3. European Union	127.5	127.5	96.3
4. Other	31.6	31.6	31.6
5. Government investment loans	637.4	644.9	645.1
5.1. World Bank	185.7	187.3*	188.0
5.2. European Investment Bank	314.5	316.3	317.4
5.3. EBRD	2.2	2.1	2.1
5.4. Other	135.0	139.2*	137.6
6. Called government guarantees	21.0	21.0	19.1
6.1. World Bank	21.0	21.0	19.1
EXTERNAL GOVERNMENT DEBT	3 526.7	3 526.5	3 476.6

Notes: 1. Debt reported at nominal value.

2. Debt recalculation in US dollars and in euro is based on BNB exchange rates of the relevant currencies against the Bulgarian lev valid for the last business day of each period.

3. Preliminary data for the last month.

* Revised data.

New External Financing and External Government Debt Payments as of 29 February

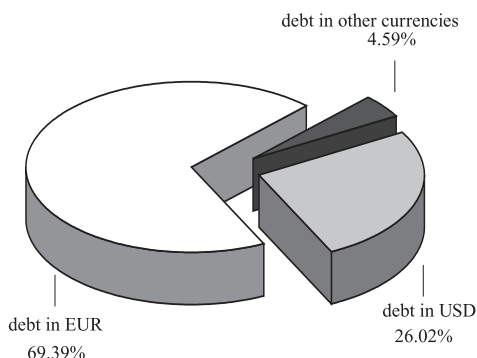
(BGN'000)

Structure	Received loans (tranches)	Payments, incl.	
		installments	interest
External government debt	21 111.9	75 183.3	199 703.4
I. Bonds	-	-	191 849.9
1. Bonds	-	-	191 849.9
II. Loans	21 111.9	75 183.3	7 853.5
1. Paris Club	-	-	-
2. World Bank	-	-	-
2.1. World Bank	-	-	-
2.2. JBIC (JEXIM)	-	-	-
3. G24	-	-	-
4. European Union	-	61 119.7	1 356.9
5. IMF	-	-	-
6. Other	-	-	-
7. Government investment loans	21 111.9	10 386.4	5 469.9
7.1. World Bank	4 745.6	-	-
7.2. European Investment Bank	16 287.9	7 723.4	2 431.7
7.3. EBRD	-	-	-
7.4. Other	78.4	2 663.0	3 038.2
8. Called government guarantees	-	3 677.2	1 026.8
8.1. World Bank	-	3 677.2	1 026.8
8.2. European Investment Bank	-	-	-
8.3. Other	-	-	-

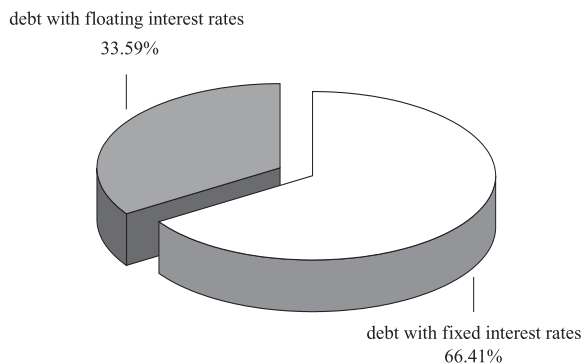
Notes: 1. Lev equivalence of the new external financing received and payments effected is calculated on the basis of BNB central exchange rates of the respective foreign currencies against the Bulgarian lev valid until 4.00 p.m. on the day of corresponding payment.
2. Preliminary data.

Chart 17

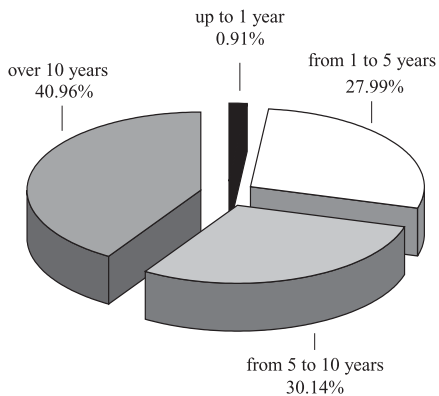
Currency Composition of the External Government Debt as of 29 February



Interest Rate Structure of the External Government Debt as of 29 February



Residual Maturity of the External Government Debt as of 29 February



Note: The average-weighted residual maturity of the external government debt is nine years.

By end-February government debt totaled EUR 5095.1 million nominal value, including domestic debt of EUR 1618.4 million and external debt of EUR 3476.6 million. The decrease in nominal terms came to some EUR 36 million on the previous month due mainly to payments on the domestic debt effected during the period under review.

By end-February the *debt to GDP* ratio came to 16.1 per cent: down by 0.2 percentage points on the close of the previous month. The value of this indicator for domestic government debt and external government debt accounted for 5.1 per cent and 11 per cent respectively (Chart 20).

Domestic government debt occupied 31.8 per cent and external government debt 68.2 per cent in the debt structure (Chart 21).

The foreign exchange debt structure experienced certain changes due to effected operations. By end-February debt in US dollars reached 19.2 per cent, in euro 53.3 per cent, in levs 24.4 per cent and in other currencies 3.1 per cent (Chart 22).

In the structure of debt by type of creditor bonds (global bonds and eurobonds) occupied the largest share, totaling 32.8 per cent, followed by domestic debt (government securities) 31.8 per cent, obligations to the World Bank 17.1 per cent, government investment loans 12.7 per cent (Chart 23).

By end-February debt interest structure also experienced changes: debt with fixed interest rates reached 73.8 per cent and debt with floating interest rates comprised 26.2 per cent (Chart 24).

Since early-2008 payments on government debt have totaled BGN 432.9 million, including domestic debt payments of BGN 158 million and external debt payments of BGN 274.9 million (Chart 25). In February payments on domestic government debt and to the European Union comprised the largest shares.

Payments in euro (recalculated in levs: BGN 194 million) dominated the foreign exchange composition of debt payments, followed by payments in levs (BGN 158 million) and in US dollars (BGN 75.5 million) (Chart 26).

Government Debt Amount

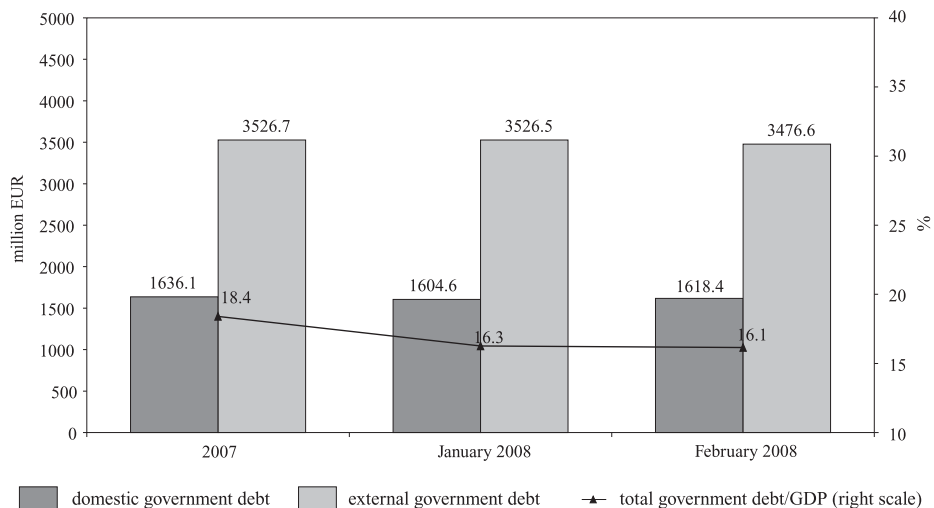
(million EUR)

Structure	as of 31.XII.2007	as of 31.I. 2008	as of 29.II. 2008
Domestic government debt	1 636.1	1 604.6	1 618.4
1. Debt on government securities issues	1 451.2	1 435.8	1 451.1
2. Government securities issued for structural reform	184.9	168.8	167.4
External government debt	3 526.7	3 526.5	3 476.6
1. Bonds	1 700.3	1 689.9	1 673.2
2. Loans	1 826.5	1 836.6	1 803.5
Government investment loans	637.4	644.9*	645.1
Called government guarantees	21.0	21.0	19.1
Debt, total	5 162.8	5 131.0	5 095.1
Debt/GDP (%)	18.4	16.3	16.1
Domestic government debt/GDP (%)	5.8	5.1	5.1
External government debt/GDP (%)	12.6	11.2	11.0

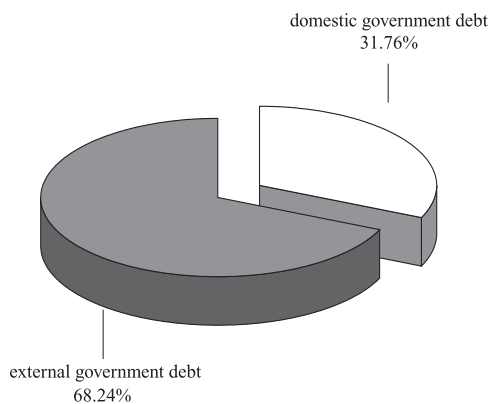
- Notes:**
1. Debt at nominal value.
 2. Revised GDP projection for 2008: BGN 61,711 million. Revised GDP projection for 2007: BGN 54,864 million.
 3. Debt recalculation in euro is based on BNB exchange rates of the relevant currencies against the Bulgarian lev valid for the last business day of each period.
 4. Preliminary data for the last month.

* Revised data.

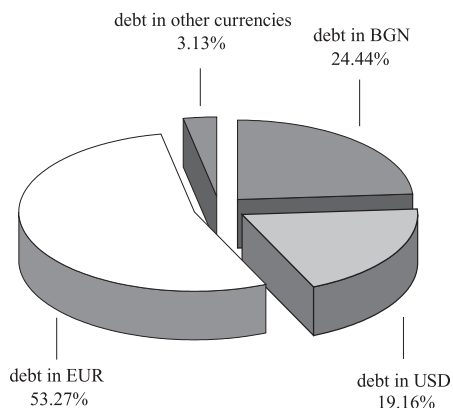
Dynamics of Domestic and External Government Debt



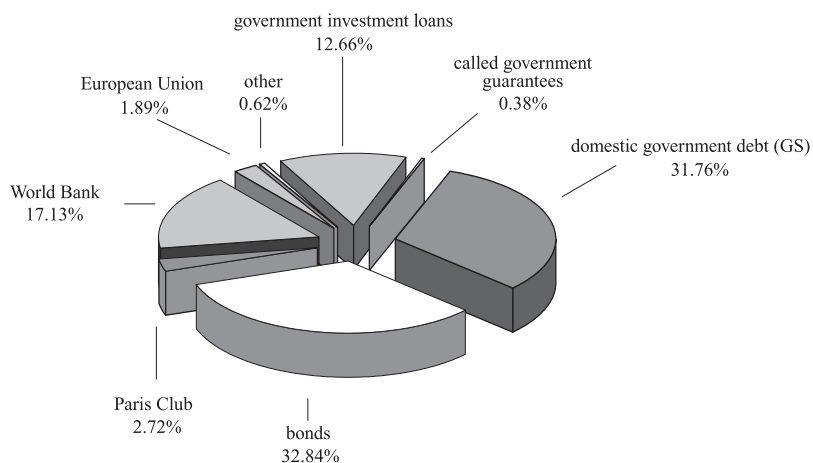
Government Debt Structure as of 29 February



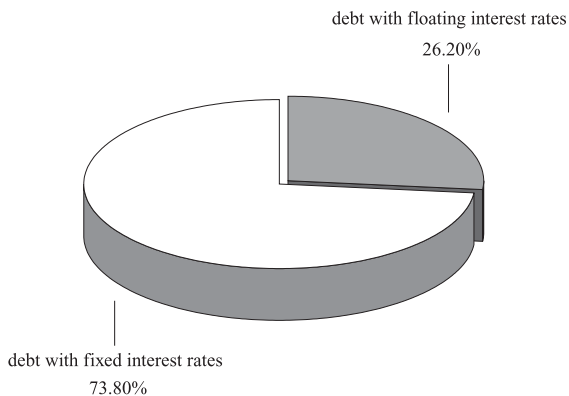
Government Debt Currency Structure as of 29 February



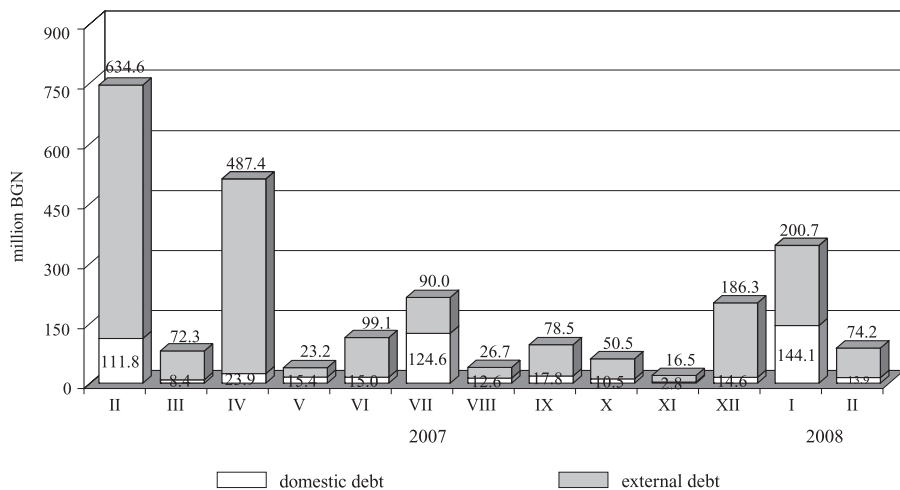
Government Debt Structure by Creditor as of 29 February



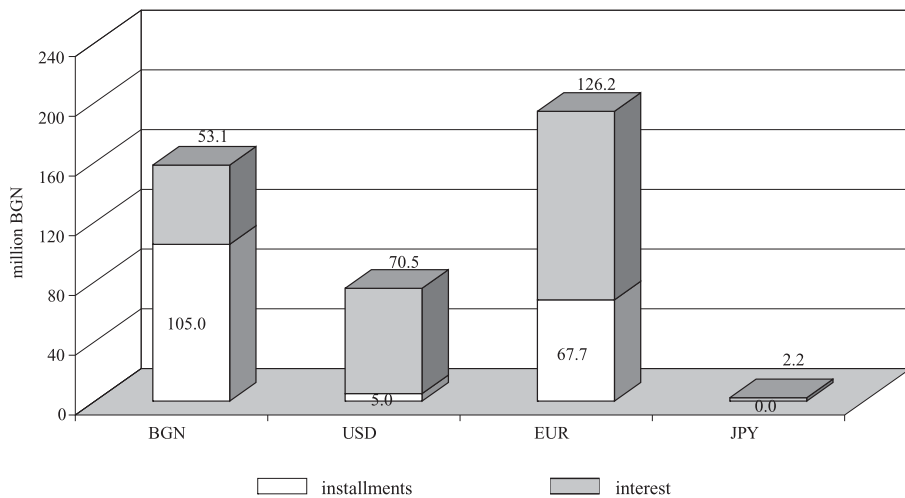
Government Debt Interest Rate Structure as of 29 February



Government Debt Payments



Currency Structure of Government Debt Payments as of 29 February



Government Securities Issued in Domestic Market and Held by Non-residents

(BGN'000)

Government securities type	31.XII.2007	31.I.2008
Government securities issues	17 133.1	40 104.7
– in BGN	-	22 971.6
– in EUR	17 133.1	17 133.1
Government securities issued for structural reform	1 380.2	1 264.5
– in EUR	1 317.2	1 207.4
– in USD	63.0	57.1
Total	18 513.3	41 369.2

Government Securities Issued in International Markets and Held by Residents

(million EUR)

Government securities type	31.XII.2007	31.I.2008
Eurobonds	487.3	493.8
Global bonds	304.1	315.5
– in EUR	183.2	178.3
– in USD		
Total	487.3	493.8

By end-February government guaranteed debt totaled EUR 567.4 million nominal value. The increase in nominal terms came to some EUR 4.7 million on the previous month due mainly to exchange rate fluctuations.

By end-February the *government guaranteed debt to GDP* ratio came to 1.8 per cent, retaining its previous month level.

Payments on the debt totaled BGN 12,454.8 thousand, including principal payments of BGN 8642.3 thousand and interest payments of BGN 3812.5 thousand.

The foreign exchange structure of government guaranteed debt experienced certain changes due to effected operations. By end-February debt in US dollars reached 18.7 per cent, in euro 53.8 per cent and in other currencies 27.5 per cent (Chart 27).

Government guaranteed debt interest structure also changed. Debt with fixed interest rates reached 58.9 per cent and that with floating interest rates 41.1 per cent (Chart 28).

In the structure of government guaranteed debt by industry *energy* occupied the largest share (76.4 per cent), followed by *transport* (13.7 per cent) and *other industries* (9.9 per cent) (Chart 29).

Government Guaranteed Debt

(million EUR)

Structure	as of 31.XII.2007	as of 31.I.2008	as of 29.II.2008
Government guaranteed debt	546.9	572.1	567.4
I. Domestic government guaranteed debt	-	-	-
II. External government guaranteed debt	546.9	572.1	567.4
1. World Bank	82.3	82.6	79.3
2. European Investment Bank	5.9	5.9	5.9
3. EBRD	42.4	42.3	40.6
4. Other	416.3	441.3*	441.6
GOVERNMENT GUARANTEED DEBT/GDP (%)	1.9	1.8	1.8

Notes: 1. Debt at nominal value.

2. Debt recalculation in euro is based on BNB exchange rates of the relevant currencies against the Bulgarian lev valid for the last business day of each period.

3. Preliminary data for the last month.

* Revised data.

New External Financing and Government Guaranteed Debt Payments as of 29 February

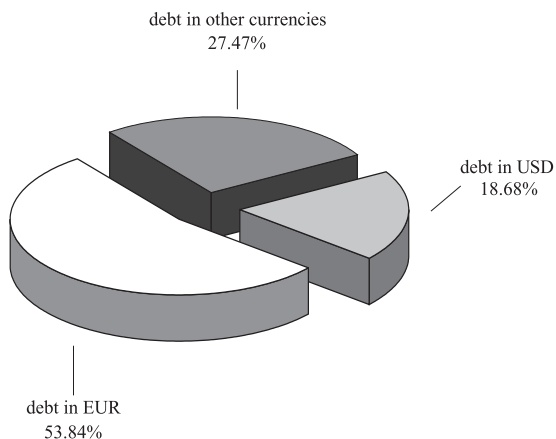
(BGN'000)

Structure	Received loans (tranches)	Payments, incl.	
		installments	interest
I. Domestic government guaranteed debt	-	-	-
II. External government guaranteed debt	43 235.6	10 109.2	6 285.5
1. World Bank	1 532.5	5 708.6	1 049.0
2. European Investment Bank	-	-	-
3. EBRD	-	2 933.7	633.9
4. Other	41 703.2	1 466.9	4 602.6
GOVERNMENT GUARANTEED DEBT	43 235.6	10 109.2	6 285.5

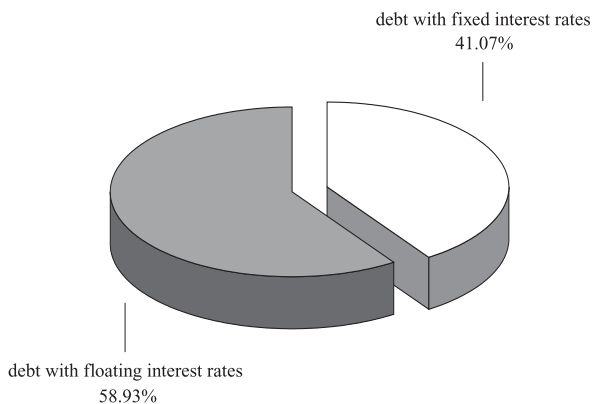
Notes: 1. Lev equivalence of the new external financing received and payments effected is calculated on the basis of BNB central exchange rates of the respective foreign currencies against the Bulgarian lev valid until 4.00 p.m. on the day of corresponding payment.

2. Preliminary data.

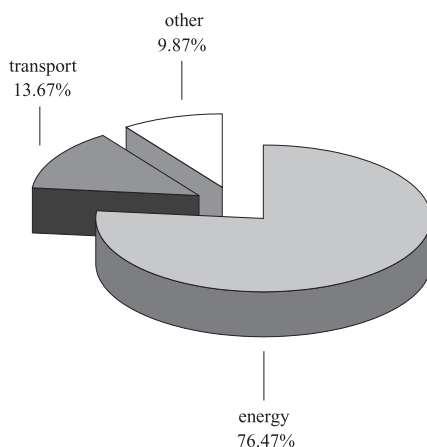
Government Guaranteed Debt Currency Structure as of 29 February



Government Guaranteed Debt Interest Rate Structure as of 29 February



Government Guaranteed Debt by Industry as of 29 February



Government and Government Guaranteed Debt

(million EUR)

Structure	as of 31.XII.2007	as of 31.I.2008	as of 29.II.2008
Domestic debt	1636.1	1604.6	1618.4
I. Domestic government debt	1636.1	1604.6	1618.4
II. Domestic government guaranteed debt	-	-	-
External government debt	4073.6	4098.3	4044.1
I. External government debt	3526.7	3526.3	3476.6
II. External government guaranteed debt	546.9	572.0	567.4
Debt, total	5709.7	5702.8	5662.5
Debt/GDP (%)	20.4	18.1	17.9
Domestic government debt/GDP (%)	5.8	5.1	5.1
External government debt/GDP (%)	14.5	13.0	12.8

- Notes:**
1. Debt at nominal value.
 2. Revised GDP projection for 2008: BGN 61,711 million. Revised GDP projection for 2007: BGN 54,864 million.
 3. Debt recalculation in euro is based on BNB exchange rates of the relevant currencies against the Bulgarian lev valid for the last business day of each period.
 4. Preliminary data for the last month.

Municipal Debt and Municipal Guarantees

(BGN'000)

Structure	as of 31.XII.2007	as of 31.I.2008
I. Domestic municipal debt and municipal guarantees (1+2)	255 295 189.00	249 204 258.00
1. Municipal debt (1.1+1.2+1.3+1.4+1.5+1.6+1.7)	254 435 210.00	248 351 892.00
1.1. Government securities issues (at nominal value as of corresponding period)	56 494 571.00	56 494 571.00
1.2. Debt under municipal land contracts	172 739 297.00	166 833 420.00
1.3. Debt of municipal enterprises under Article 52 of the Law on Municipal Property	-	-
1.4. Callable municipal guarantees	-	-
1.5. Noninterest-bearing loans, extended under Article 43, paragraph 1 of the Law on the Structure of the State Budget for financing temporary municipal budget deficit	-	-
1.6. Central budget noninterest-bearing loans, extended for financing expenditure till its recovery under programs co-financed by the EU	21 990 704.00	21 990 132.00
1.7. Obligations under commercial loan and financial leasing contracts of over two years	3 210 638.00	3 033 769.00
2. Municipal guarantees	859 979.00	852 366.00
II. External municipal debt and municipal guarantees* (1+2)	142 592 006.59	152 955 339.24
1. Municipal debt* (1.1+1.2+1.3)	89 685 631.59	100 048 964.24
1.1. Government securities issues* (at nominal value as of corresponding period) in original currency	-	-
1.2. Debt under municipal land contracts* in USD	89 685 631.59	100 048 964.24
in JPY	3 000 000.00	3 000 000.00
in EUR	4 746 379 999.00	4 758 147 185.00
1.3. Callable municipal guarantees* in original currency	14 539 946.00	19 008 425.00
in original currency	-	-
2. Municipal guarantees*	52 906 375.00	52 906 375.00
in original currency	27 050 600.00	27 050 600.00
III. Municipal debt and municipal guarantees, total (I+II)	397 887 195.59	402 159 597.24

- Notes: 1. The loan extended by the Council of Europe Development Bank (CEB) to the Republic of Bulgaria under the *Building and Rehabilitation of Houses for Rom Families* project (utilized by the Sofia Municipality) represents external municipal debt and is reported under 2.2. *Government guaranteed municipal debt*. This loan has been guaranteed by the government and is reported in the *Government and Government Guaranteed Debt* table, *External Debt, II. Government guaranteed debt*.
2. The loan extended by the Japan Bank for International Cooperation (JBIC) to the Sofia Municipality under the Loan Agreement is an external municipal debt and is reported under 2.2. *Government guaranteed municipal debt*. Pursuant to the Guarantee Agreement concluded between the Government of Bulgaria and the Government of Japan under the Loan Agreement, this loan is guaranteed by the Bulgarian Government and is reported in the *Government and Government Guaranteed Debt* table, *External Debt, II. Government guaranteed debt*.
3. Debt recalculation in US dollars and in euro is based on the BNB central exchange rates of the relevant currencies against the Bulgarian lev valid for the last business day of each period.

*The table has been structured under Article 3 of the Law on Municipal Property.

Social Security Funds Debt

(BGN'000)

Structure	as of 31.XII.2007	as of 31.I.2008
Domestic debt	26 971.5	26 958.6
I. National Insurance Institute	26 971.5	26 958.6
1. Other*	26 971.5	26 958.6
2. Loans from the republican budget	-	-
II. National Health Insurance Fund	-	-
III. Teachers' Pension Fund	-	-
External debt	-	-

Note: Debt recalculation in US dollars and in euro is based on the BNB central exchange rates of the relevant currencies against the Bulgarian lev valid for the last business day of each period.

*This loan was extended by the Ministry of Finance to the National Insurance Institute under a subloan agreement concluded on the basis of the loan agreement between the Republic of Bulgaria and the International Bank for Reconstruction and Development (the World Bank) under the *Social Insurance Administration* project.

7

CONSOLIDATED GOVERNMENT DEBT AMOUNT

(million EUR)

Structure	as of 31.XII.2007	as of 31.I.2008
I. Consolidated government debt	5338.8	5309.2
1. Central government debt	5162.8	5131.0
2. Social security funds debt	0.0	0.0
3. Municipal debt	175.9	178.1
Consolidated government debt/GDP (%)	19.0	16.8

- Notes:**
- As of 1 April 2004 statistical reporting of total government, government guaranteed and consolidated debts has changed. The practice adopted as of January 2003 of reporting bond obligations at acquisition value has been discontinued. After the change, securities included in domestic and external debt are reported at nominal value.
 - Revised GDP projection for 2008: BGN 61,711 million. GDP projection for 2007: BGN 54,864 million.
 - Debt recalculation in euro is based on the BNB central exchange rates of the relevant currencies against the Bulgarian lev valid for the last business day of each period.
 - The loan extended by the Ministry of Finance to the National Insurance Institute under a subloan agreement concluded on the basis of the loan agreement between the Republic of Bulgaria and the International Bank for Reconstruction and Development (the World Bank) under the *Social Insurance Administration* project is excluded from 2. *Social security funds debt* and is reported under 1. *Central government debt*.
 - The loan extended by the Japan Bank for International Cooperation (JBIC) to the Sofia Municipality under the Loan Agreement represents an external municipal debt and is reported under *Consolidated government debt*, 3. *Municipal debt*. Pursuant to the Guarantee Agreement concluded between the governments of Bulgaria and Japan under the Loan Agreement, this loan is guaranteed by the Bulgarian Government.

APPENDICES

Outstanding Government Securities

Discount Treasury Bills

3-month government securities

Issue No.	BG3010008004
Issue date	23.01.2008
Maturity date	23.01.2008
Nominal value of the offer (BGN'000)	15 000.00
Total nominal value of the bids received (BGN'000)	38 907.50
Total nominal value of the bids approved (BGN'000)	15 000.00
Average price of the bids approved per BGN 100 (%)	98.96
Average discount per BGN 100 (%)	1.04
Average annual yield (%)	4.16
Effective annual yield (%)	4.22
Bid-to-cover ratio	2.59

Treasury Bonds

3-year government securities

Issue No.	BG2080106111 ⁴		BG2080107119 ⁵								
	First opening	Second opening	Third opening	Fourth opening	Total for the issue	First opening	Second opening	Third opening	Fourth opening	Fifth opening	Total for the issue
Auction date	06.02.2006	10.04.2006	19.06.2006	23.10.2006	05.02.2007	16.04.2007	04.06.2007	06.08.2007	22.10.2007		
Issue date	08.02.2006	08.02.2006	08.02.2006	08.02.2006	08.02.2006	07.02.2007	07.02.2007	07.02.2007	07.02.2007	07.02.2007	07.02.2007
Maturity date	08.02.2009	08.02.2009	08.02.2009	08.02.2009	08.02.2009	07.02.2010	07.02.2010	07.02.2010	07.02.2010	07.02.2010	07.02.2010
Nominal value of the offer (BGN'000)	35 000.00	40 000.00	45 000.00	20 000.00	140 000.00	35 000.00	35 000.00	20 000.00	30 000.00	30 000.00	150 000.00
Total nominal value of the bids received (BGN'000)	87 800.00	48 950.00	32 730.00	64 720.00	234 200.00	112 250.00	82 500.00	75 800.00	67 300.00	71 400.00	409 250.00
Total nominal value of the bids approved (BGN'000)	35 000.00	40 000.00	32 730.00	20 000.00	127 730.00	35 000.00	35 000.00	20 000.00	30 000.00	30 000.00	150 000.00
Average price of the bids approved per BGN 100 (%)	98.74	97.20	96.19	97.38	97.39	99.16	98.91	98.27	98.42	98.78	98.76
Interest rate	2.75	2.75	2.75	2.75	2.75	3.80	3.80	3.80	3.80	3.80	3.80
Bid-to-cover ratio	2.51	1.22	0.73	3.24	1.67	3.21	2.36	3.79	2.24	2.38	2.73
Average annual yield (%)	3.23	3.85	4.35	4.00	3.83	4.14	4.26	4.54	4.52	4.41	4.35

(continued)

5-year government securities

(continued)

Issue No.	First opening	Second opening	Third opening	Fourth opening	Fifth opening	Total for the issue
			BG2030203116 ⁵			
Auction date	07.07.2003	04.08.2003	08.09.2003	12.11.2003	01.12.2003	
Issue date	09.07.2003	09.07.2003	09.07.2003	09.07.2003	09.07.2003	09.07.2003
Maturity date	09.07.2008	09.07.2008	09.07.2008	09.07.2008	09.07.2008	09.07.2008
Nominal value of the offer (BGN'000)	25 000.00	15 000.00	20 000.00	20 000.00	20 000.00	100 000.00
Total nominal value of the bids received (BGN'000)	47 300.00	37 150.00	43 600.00	56 500.00	60 750.00	245 300.00
Total nominal value of the bids approved (BGN'000)	25 000.00	15 000.00	20 000.00	20 000.00	20 000.00	100 000.00
Average price of the bids approved per BGN 100 (%)	99.12	98.33	98.25	99.22	99.48	98.92
Interest rate	4.75	4.75	4.75	4.75	4.75	4.75
Bid-to-cover ratio	1.89	2.48	2.18	2.83	3.04	2.45
Average annual yield (%)	4.95	5.13	5.15	4.93	4.87	5.00

(continued)

5-year government securities

(continued)

Issue No.	First opening	Second opening	Third opening	Fourth opening	Fifth opening	Total for the issue
			BG2030004118 ⁵			
Auction date	05.01.2004	01.03.2004	07.06.2004	13.09.2004	20.12.2004	
Issue date	07.01.2004	07.01.2004	07.01.2004	07.01.2004	07.01.2004	07.01.2004
Maturity date	07.01.2009	07.01.2009	07.01.2009	07.01.2009	07.01.2009	07.01.2009
Nominal value of the offer (BGN'000)	20 000.00	20 000.00	20 000.00	20 000.00	20 000.00	100 000.00
Total nominal value of the bids received (BGN'000)	84 450.00	60 120.00	35 850.00	76 600.00	92 285.00	284 855.00
Total nominal value of the bids approved (BGN'000)	20 000.00	20 000.00	20 000.00	20 000.00	20 000.00	100 000.00
Average price of the bids approved per BGN 100 (%)	99.79	100.72	96.88	99.94	103.98	100.26
Interest rate	4.70	4.70	4.70	4.70	4.70	4.70
Bid-to-cover ratio	4.22	3.01	1.79	3.83	4.61	2.85
Average annual yield (%)	4.75	4.54	5.42	4.71	3.67	4.62

(continued)

5-year government securities

(continued)

Issue No.	BG2030105113 ⁴				BG2030006113 ⁴					
	First opening	Second opening	Third opening	Fourth opening	Total for the issue	First opening	Second opening	Third opening	Fourth opening	Total for the issue
Auction date	14.02.2005	09.05.2005	15.08.2005	10.10.2005		23.01.2006	20.03.2006	29.05.2006	13.11.2006	
Issue date	16.02.2005	16.02.2005	16.02.2005	16.02.2005	16.02.2005	25.01.2006	25.01.2006	25.01.2006	25.01.2006	25.01.2006
Maturity date	16.02.2010	16.02.2010	16.02.2010	16.02.2005	16.02.2010	25.01.2011	25.01.2011	25.01.2011	25.01.2011	25.01.2011
Nominal value of the offer (BGN'000)	25 000.00	25 000.00	25 000.00	25 000.00	100 000.00	45 000.00	45 000.00	45 000.00	20 000.00	155 000.00
Total nominal value of the bids received (BGN'000)	108 300.00	98 810.00	105 900.00	71 100.00	384 110.00	125 710.00	75 100.00	72 870.00	77 450.00	351 130.00
Total nominal value of the bids approved (BGN'000)	25 000.00	25 000.00	25 000.00	25 000.00	100 000.00	45 000.00	45 000.00	45 000.00	20 000.00	155 000.00
Average price of the bids approved per BGN 100 (%)	101.43	102.36	103.17	103.09	102.51	98.37	96.82	95.47	96.12	96.79
Interest rate	3.75	3.75	3.75	3.75	3.75	3.00	3.00	3.00	3.00	3.00
Bid-to-cover ratio	4.33	3.95	4.24	2.84	3.84	2.79	1.67	1.62	3.87	2.27
Average annual yield (%)	3.46	3.24	3.01	3.01	3.18	3.38	3.76	4.12	4.05	3.79

(continued)

5-year government securities

(continued)

Issue No.	First opening	Second opening	Third opening	Fourth opening	Fifth opening	Sixth opening	Total for opening	First the issue	Total for the issue
				BG20300071111 ⁶				BG2030008119	
Auction date	22.01.2007	05.03.2007	21.05.2007	23.07.2007	24.09.2007	26.11.2007		18.02.2008	
Issue date	24.01.2007	24.01.2007	24.01.2007	24.01.2007	24.01.2007	24.01.2007	24.01.2007	20.02.2008	20.02.2008
Maturity date	24.01.2012	24.01.2012	24.01.2012	24.01.2012	24.01.2012	24.01.2012	24.01.2012	20.02.2013	20.02.2013
Nominal value of the offer (BGN'000)	35 000.00	30 000.00	25 000.00	35 000.00	25 000.00	30 000.00	180 000.00	30 000.00	30 000.00
Total nominal value of the bids received (BGN'000)	101 600.00	94 000.00	88 950.00	92 402.20	72 650.00	43 350.00	492 952.20	84 775.00	84 775.00
Total nominal value of the bids approved (BGN'000)	35 000.00	30 000.00	25 000.00	35 000.00	25 000.00	30 000.00	180 000.00	30 000.00	30 000.00
Average price of the bids approved per BGN 100 (%)	99.22	99.71	98.29	97.55	97.96	96.97	98.30	98.09	98.09
Interest rate	4.00	4.00	4.00	4.00	4.00	4.00	4.00	4.25	4.25
Bid-to-cover ratio	2.90	3.13	3.56	2.64	2.91	1.45	2.74	2.83	2.83
Average annual yield (%)	4.22	4.11	4.46	4.66	4.57	4.87	4.48	4.74	4.74

(continued)

7-year government securities

(continued)

Issue No.	BG2040001211 ²			BG2040002219 ²			BG2040102217 ³			
	First opening	Second opening	Total for the issue	First opening	Second opening	Total for the issue	First opening	Second opening	Third opening	Total for the issue
Auction date	29.10.2001	30.11.2001		14.01.2002	21.01.2002		18.02.2002	18.03.2002	13.05.2002	
Issue date	31.10.2001	31.10.2001	31.10.2001	16.01.2002	16.01.2002	16.01.2002	20.02.2002	20.02.2002	20.02.2002	20.02.2002
Maturity date	31.10.2008	31.10.2008	31.10.2008	16.01.2009	16.01.2009	16.01.2009	20.05.2009	20.05.2009	20.05.2009	20.05.2009
Nominal value of the offer (BGN'000)	30 000.00	11 070.00	41 070.00	30 000.00	30 000.00	60 000.00	30 000.00	25 000.00	35 000.00	90 000.00
Total nominal value of the bids received (BGN'000)	53 672.00	54 615.00	108 287.00	106 295.00	99 331.00	205 626.00	63 350.00	58 812.00	58 300.00	180 462.00
Total nominal value of the bids approved (BGN'000)	18 930.00	11 070.00	30 000.00	30 000.00	50 000.00	80 000.00	30 000.00	25 000.00	35 000.00	90 000.00
Average price of the bids approved per BGN 100 (%)	95.45	98.19	96.46	100.47	101.46	101.09	99.05	99.77	99.44	99.40
Interest rate	7.50	7.50	7.50	7.50	7.50	7.50	7.00	7.00	7.00	7.00
Bid-to-cover ratio	1.79	4.93	2.64	3.54	3.31	3.43	2.11	2.35	1.67	2.01
Average annual yield (%)	8.37	7.84	8.17	7.41	7.23	7.30	7.17	7.04	7.10	7.10

(continued)

7-year government securities

(continued)

Issue No.	BG2040302213 ⁴				BG2040103215 ⁵				Total for the issue	
	First opening	Second opening	Third opening	Fourth opening	First opening	Second opening	Third opening	Fourth opening		Fifth opening
Auction date	15.07.2002	19.08.2002	14.10.2002	18.11.2002	03.02.2003	14.04.2003	07.05.2003	21.07.2003	20.10.2003	
Issue date	17.07.2002	17.07.2002	17.07.2002	17.07.2002	17.07.2002	17.07.2002	05.02.2003	05.02.2003	05.02.2003	05.02.2003
Maturity date	17.07.2009	17.07.2009	17.07.2009	17.07.2009	17.07.2009	17.07.2009	05.02.2010	05.02.2010	05.02.2010	05.02.2010
Nominal value of the offer (BGN'000)	20 000.00	15 000.00	20 000.00	15 000.00	20 000.00	20 000.00	20 000.00	15 000.00	30 000.00	105 000.00
Total nominal value of the bids received (BGN'000)	29 863.50	24 239.00	48 880.30	86 964.00	77 850.00	49 650.00	34 800.00	46 260.00	68 030.00	276 590.00
Total nominal value of the bids approved (BGN'000)	20 000.00	15 000.00	20 000.00	15 000.00	20 000.00	20 000.00	20 000.00	15 000.00	30 000.00	105 000.00
Average price of the bids approved per BGN 100 (%)	98.39	96.38	96.63	99.09	100.42	98.90	98.06	101.92	102.27	100.42
Interest rate	7.00	7.00	7.00	7.00	5.875	5.875	5.875	5.875	5.875	5.875
Bid-to-cover ratio	1.49	1.62	2.44	5.80	3.89	2.48	1.74	3.08	2.27	2.63
Average annual yield (%)	7.30	7.68	7.63	7.17	5.80	6.07	6.22	5.54	5.48	5.80

(continued)

7-year government securities

(continued)

Issue No.	BG2040203213 ^{2*}			BG2040104213 ⁴			Total for the issue
	First opening	Second opening	Total for the issue	First opening	Second opening	Third opening	
Auction date	18.02.2003	10.03.2003		09.02.2004	03.05.2004	01.11.2004	07.12.2004
Issue date	24.02.2003	24.02.2003	24.02.2003	11.02.2004	11.02.2004	11.02.2004	11.02.2004
Maturity date	24.05.2010	24.05.2010	24.05.2010	11.02.2011	11.02.2011	11.02.2011	11.02.2011
Nominal value of the offer (BGN'000)	50 000.00	25 000.00	75 000.00	20 000.00	20 000.00	20 000.00	80 000.00
Total nominal value of the bids received (BGN'000)	139 990.00	76 475.00	216 465.00	76 850.00	39 060.00	90 400.00	303 310.00
Total nominal value of the bids approved (BGN'000)	50 000.00	55 000.00	105 000.00	20 000.00	20 000.00	20 000.00	80 000.00
Average price of the bids approved per BGN 100 (%)	100.99	100.55	100.76	98.42	96.77	99.61	99.12
Interest rate	5.75	5.75	5.75	4.75	4.75	4.75	4.75
Bid-to-cover ratio	2.80	3.06	2.89	3.84	1.95	4.52	3.79
Average annual yield (%)	5.58	5.65	5.62	5.02	5.31	4.82	4.91

(continued)

10-year government securities

(continued)

Issue No.	BG2040202215 ⁴				BG204003217 ²			Total for the issue
	First opening	Second opening	Third opening	Fourth opening	Total for the issue	First opening	Second opening	
Auction date	15.04.2002	22.04.2002	17.06.2002	22.07.2002	17.04.2002	06.01.2003	31.03.2003	
Issue date	17.04.2002	17.04.2002	17.04.2002	17.04.2002	17.04.2002	08.01.2003	08.01.2003	08.01.2003
Maturity date	17.04.2012	17.04.2012	17.04.2012	17.04.2012	17.04.2012	08.01.2013	08.01.2013	08.01.2013
Nominal value of the offer (BGN'000)	15 000.00	25 000.00	25 000.00	25 000.00	90 000.00	30 000.00	20 000.00	50 000.00
Total nominal value of the bids received (BGN'000)	72 080.00	59 589.60	42 338.50	28 859.30	202 867.40	94 289.80	56 355.00	150 644.80
Total nominal value of the bids approved (BGN'000)	15 000.00	25 000.00	25 000.00	19 920.00	84 920.00	30 000.00	20 000.00	50 000.00
Average price of the bids approved per BGN 100 (%)	98.14	96.77	95.92	93.76	96.06	104.08	105.18	104.52
Interest rate	7.50	7.50	7.50	7.50	7.50	7.50	7.50	7.50
Bid-to-cover ratio	4.81	2.38	1.69	1.15	2.25	3.14	2.82	3.01
Average annual yield (%)	7.77	7.97	8.10	8.44	8.08	6.93	6.78	6.87

(continued)

10-year government securities

(continued)

Issue No.	First opening	Second opening	Total for the issue	First opening	Second opening	Third opening	Fourth opening	Total for the issue
	BG2040303211 ²			BG2040004215 ⁴				
Auction date	30.06.2003	29.09.2003		02.02.2004	13.04.2004	04.10.2004	15.11.2004	
Issue date	02.07.2003	02.07.2003	02.07.2003	04.02.2004	04.02.2004	04.02.2004	04.02.2004	04.02.2004
Maturity date	02.07.2013	02.07.2013	02.07.2013	04.02.2014	04.02.2014	04.02.2014	04.02.2014	04.02.2014
Nominal value of the offer (BGN'000)	20 000.00	30 000.00	50 000.00	20 000.00	20 000.00	20 000.00	20 000.00	80 000.00
Total nominal value of the bids received (BGN'000)	69 350.00	78 753.00	148 103.00	85 300.00	82 680.00	86 010.00	78 128.00	332 118.00
Total nominal value of the bids approved (BGN'000)	20 000.00	30 000.00	50 000.00	20 000.00	20 000.00	20 000.00	20 000.00	80 000.00
Average price of the bids approved per BGN 100 (%)	98.82	97.71	98.15	97.85	99.20	99.75	101.47	99.57
Interest rate	5.75	5.75	5.75	5.20	5.20	5.20	5.20	5.20
Bid-to-cover ratio	3.47	2.63	2.96	4.27	4.13	4.30	3.91	4.15
Average annual yield (%)	5.91	6.06	6.00	5.48	5.30	5.23	5.01	5.26

(continued)

10-year government securities

(continued)

Issue No.	First opening	Second opening	Third opening	BG2040005212 ⁶ Fourth opening	Fifth opening	Sixth opening	Total for the issue
Auction date	10.01.2005	07.03.2005	06.06.2005	04.07.2005	19.09.2005	03.10.2005	
Issue date	12.01.2005	12.01.2005	12.01.2005	12.01.2005	12.01.2005	12.01.2005	12.01.2005
Maturity date	12.01.2015	12.01.2015	12.01.2015	12.01.2015	12.01.2015	12.01.2015	12.01.2015
Nominal value of the offer (BGN'000)	25 000.00	25 000.00	15 000.00	35 000.00	25 000.00	25 000.00	150 000.00
Total nominal value of the bids received (BGN'000)	130 600.00	102 150.00	86 325.00	158 625.00	79 707.00	80 350.00	637 757.00
Total nominal value of the bids approved (BGN'000)	25 000.00	25 000.00	15 000.00	35 000.00	25 000.00	25 000.00	150 000.00
Average price of the bids approved per BGN 100 (%)	100.68	101.09	103.74	105.00	106.40	106.20	103.94
Interest rate	4.25	4.25	4.25	4.25	4.25	4.25	4.25
Bid-to-cover ratio	5.22	4.09	5.76	4.53	3.19	3.21	4.25
Average annual yield (%)	4.21	4.16	3.82	3.66	3.47	3.49	3.79

(continued)

10-year government securities

(continued)

Issue No.	First opening	Second opening	Third opening	Fourth opening	Fifth opening	Total for the issue
			BG2040006210^s			
Auction date	03.01.2006	20.02.2006	25.04.2006	24.07.2006	18.12.2006	
Issue date	04.01.2006	04.01.2006	04.01.2006	04.01.2006	04.01.2006	04.01.2006
Maturity date	04.01.2016	04.01.2016	04.01.2016	04.01.2016	04.01.2016	04.01.2016
Nominal value of the offer (BGN'000)	50 000.00	30 000.00	50 000.00	20 000.00	20 000.00	170 000.00
Total nominal value of the bids received (BGN'000)	96 350.00	107 905.00	97 410.00	67 765.00	87 500.00	456 930.00
Total nominal value of the bids approved (BGN'000)	50 000.00	30 000.00	50 000.00	20 000.00	20 000.00	170 000.00
Average price of the bids approved per BGN 100 (%)	98.26	97.61	92.02	91.00	95.36	95.11
Interest rate	3.50	3.50	3.50	3.50	3.50	3.50
Bid-to-cover ratio	1.93	3.60	1.95	3.39	4.38	2.69
Average annual yield (%)	3.74	3.83	4.58	4.74	4.16	4.17

(continued)

10-year government securities

(continued)

Issue No.	First opening	Second opening	Third opening	Fourth opening	BG2040007218 ⁸ Fifth opening	Sixth opening	Seventh opening	Eight opening	Total for the issue	BG2040008216 First opening	Total for the issue
Auction date	08.01.2007	19.02.2007	12.03.2007	07.05.2007	09.07.2007	17.09.2007	12.11.2007	03.12.2007		14.01.2008	
Issue date	10.01.2007	10.01.2007	10.01.2007	10.01.2007	10.01.2007	10.01.2007	10.01.2007	10.01.2007	10.01.2007	16.01.2008	16.01.2018
Maturity date	10.01.2017	10.01.2017	10.01.2017	10.01.2017	10.01.2017	10.01.2017	10.01.2017	10.01.2017	10.01.2017	16.01.2018	16.01.2018
Nominal value of the offer (BGN'000)	35 000.00	30 000.00	30 000.00	25 000.00	35 000.00	35 000.00	30 000.00	30 000.00	250 000.00	30 000.00	30 000.00
Total nominal value of the bids received (BGN'000)	133 640.00	120 700.00	98 700.00	93 600.00	87 600.00	69 050.00	53 700.00	59 050.00	716 040.00	70 000.00	70 000.00
Total nominal value of the bids approved (BGN'000)	35 000.00	30 000.00	30 000.00	25 000.00	35 000.00	35 000.00	30 000.00	30 000.00	250 000.00	30 000.00	30 000.00
Average price of the bids approved per BGN 100 (%)	99.94	99.72	100.18	99.05	95.95	98.27	96.22	93.24	97.81	95.29	95.29
Interest rate	4.25	4.25	4.25	4.25	4.25	4.25	4.25	4.25	4.25	4.50	4.50
Bid-to-cover ratio	3.82	4.02	3.29	3.74	2.50	1.97	1.79	1.97	2.86	2.33	2.33
Average annual yield (%)	4.31	4.34	4.28	4.43	4.85	4.54	4.83	5.27	4.61	5.17	5.17

(continued)

15-year government securities

(continued)

Issue No.	First opening	Second opening	BG2040403219** Third opening	Fourth opening	Total for the issue
Auction date	03.11.2003	19.01.2004	02.08.2004	03.01.2005	
Issue date	12.11.2003	12.11.2003	12.11.2003	12.11.2003	12.11.2003
Maturity date	11.10.2018	11.10.2018	11.10.2018	11.10.2018	11.10.2018
Nominal value of the offer (BGN'000)	20 000.00	50 000.00	15 000.00	15 000.00	100 000.00
Total nominal value of the bids received (BGN'000)	73 628.54	124 820.00	62 878.00	89 545.00	350 871.54
Total nominal value of the bids approved (BGN'000)	20 000.00	50 000.00	15 000.00	15 000.00	100 000.00
Average price of the bids approved per BGN 100 (%)	94.81	99.43	100.59	110.58	100.35
Interest rate	6.00	6.00	6.00	6.00	6.00
Bid-to-cover ratio	3.68	2.50	4.19	5.97	3.51
Average annual yield (%)	6.55	6.06	5.94	4.99	5.96

¹The price indicated in the *Total for the issue* column is a result of the one auction organized for sale of this issue.

²The price indicated in the *Total for the issue* column is a result of the two auctions organized for sale of this issue.

³The price indicated in the *Total for the issue* column is a result of the three auctions organized for sale of this issue.

⁴The price indicated in the *Total for the issue* column is a result of the four auctions organized for sale of this issue.

⁵The price indicated in the *Total for the issue* column is a result of the five auctions organized for sale of this issue.

⁶The price indicated in the *Total for the issue* column is a result of the six auctions organized for sale of this issue.

* Issues Nos. BG2040203213 and BG2040403219 are denominated in euro and all related values are also in euro.

Note: Since 22 November 2004 government securities yield has been calculated according to ISMA – International Yield.

Government Securities Issued to Settle Non-performing Loans of State-owned Companies to Banks

Legal regulation	CMD 244/91	CMD 186/93	Art. 4 ZUNK/93	Art. 5 ZUNK/93	CMD 3/94	§10 of TFP of SBL/99
Issue No.	BG 2000192224	BG 2009993226	BG 2009893228	BG 2009794228	BG 2009693222	BG 2040009223
Issue date	01.01.1992	01.07.1993	01.10.1993	01.01.1994	01.12.1993	01.07.1999
Maturity date	01.01.2011	01.07.2017	01.10.2018	01.01.2019	01.12.2018	01.01.2019
Maturity (years)	19	24	25	25	25	19,5
Grace period (years)	4	4	5	5	5	
Redemption term (years)	15	20	20	20	20	19,5
Repayments	15 equal annual installments	20 equal annual installments	20 equal annual installments	20 equal annual installments	20 equal annual installments	20 equal annual installments
Principal (thousand)	BGN 825,52	BGN 1271,83	BGN 4736,89	USD 108,779,30	BGN 508,25	EUR 91,883,96
Interest payments	semiannual	semiannual	semiannual	semiannual	annual	semiannual
Interest	BIR + 1	BIR	BIR	LIBOR*	BIR	EURIBOR**

* Six-month LIBOR of the US dollar for the preceding interest period; the amount of the interest coupon is announced by the Minister of Finance three days after the beginning of each interest period.

** Six-month EURIBOR for the preceding interest period; the amount of the interest coupon is announced by the Minister of Finance three days after the beginning of each interest period.

EUR-denominated issue BG 2040009223 has the same status as the USD-denominated issue BG 2009794228 (issued under Article 5 of ZUNK).

Pursuant to CM Decree No. 221 of 1995 holders of long-term government bonds issued under ZUNK, CM Decrees No. 244 of 1991, No. 186 of 1993 and No. 3 of 1994 may use them as legal tender in privatisation transactions.

Pursuant to CM Decree No. 22 of 1995, long-term government bonds issued under ZUNK may be used to repay obligations of state-owned enterprises, firms and commercial companies to the government, transformed under Article 10 of ZUNK. In meeting these obligations, long-term government bonds are valued at their nominal for the bonds denominated in US dollars, and 80% for those denominated in levs.

Principals are based on actual data as of 29 February 2008.

LIST

of Financial Institutions Approved by the Ministry of Finance and the Governor of the Bulgarian National Bank to Act as Government Securities Primary Dealers between 1 November 2007 and 31 March 2008

No.	Financial institution	Reuters page of government securities quotations	Bloomberg page of government securities quotations	Website
1	DSK BANK 19 Moskovska Str., 1036 Sofia tel. (+359 2) 9391220	SSBG 01-03	DSKB	www.dskbank.bg
2	BNP PARIBAS S. A. – SOFIA BRANCH 2 Tsar Osvoboditel Blvd., 1000 Sofia, PB 11 tel. (+359 2) 9218640	BSBD 01-03		www.bulgaria.bnpparibas.com
3	PURAEUS BANK BULGARIA 3 Vitosha Blvd., 1000 Sofia tel. (+359 2) 9805654	EBSF 01-03		www.eurobank.bg
4	EUROBANK EFG BULGARIA 14 Tsar Osvoboditel Blvd., 1048 Sofia tel. (+359 2) 8166000	BPBB 01-03		www.postbank.bg
5	ING BANK N. V. – SOFIA BRANCH 12 Emil Bersinski Str., 1408 Sofia tel. (+359 2) 9176400	-		www.ing.bg
6	INVESTBANK 83A Bulgaria Blvd., 1404 Sofia tel. (+359 2) 8186119	OBBG 01-03		www.ibank.bg
7	INTERNATIONAL ASSET BANK 81–83 Todor Alexandrov Blvd., 1303 Sofia tel. (+359 2) 8120111	EIBG 01-03		www.iabank.bg
8	CORPORATE COMMERCIAL BANK 10 Graf Ignatiev Str., 1000 Sofia tel. (+359 2) 9809362	BGIB 01-03		www.corpbank.bg
9	MKB UNIONBANK 30–32 Gen. E. I. Totleben Blvd., 1606 Sofia tel. (+359 2) 9153333	UNBS 01-03		www.unionbank.bg
10	UNITED BULGARIAN BANK 5 Sveta Sofia Str., 1040 Sofia tel. (+359 2) 2811+extension	UBBB 01-03		www.ubb.bg
11	MUNICIPAL BANK 6 Vrabcha Str., 1000 Sofia tel. (+359 2) 9300111	SMBK 01-03		www.municipalbank.bg
12	FIRST INVESTMENT BANK 37 Dragan Tsankov Blvd., 1797 Sofia tel.: (+359 2) 8171100	BFIB 01-03		www.fibank.bg

(continued)

(continued)

No.	Financial institution	Reuters page of government securities quotations	Bloomberg page of government securities quotations	Website
13	RAIFFEISENBANK (BULGARIA) 18–20 Nikolay Gogol Str., 1504 Sofia tel. (+359 2) 91985101	RBBS 01-03		www.raiffeisen.bg
14	SOCIETE GENERALE EXPRESSBANK – Varna 92 Vladislav Varnenchik Blvd., 9000 Varna tel. (+359 52) 686100	EBVB 01-03		www.sgexpressbank.bg
15	ECONOMIC AND INVESTMENT BANK 2 Slavjanska Str., 1000 Sofia тел: (+359 2) 9399240	RIBB 01-03		www.eibank.bg
16	TOKUDA BANK 17 Georg Washington Str., 1000 Sofia tel. (+359 2) 4037911	CRED 01		www.tcebank.com
17	ALLIANZ BULGARIA COMMERCIAL BANK 79 Knyaginya Maria-Louisa Blvd., 1202 Sofia tel. (+359 2) 9215404	BGIN 01-03		www.bank.allianz.bg
18	D COMMERCE BANK 8 Tsar Osvoboditel Blvd., 1000 Sofia tel.: (+359 2) 9357171	DBBG 01-03		www.dbank.bg
19	UNICREDIT BULBANK 7 Sveta Nedelya Sq., 1000 Sofia tel. (+359 2) 9232111	BGTB 01-03		www.bulbank.bg
20	CENTRAL COOPERATIVE BANK 103 Rakovski Str., 1000 Sofia tel. (+359 2) 9266107	SCCB 01-03		www.ccbank.bg
21	BULBROKERS 30 Ivan Vazov Str., 1000 Sofia tel. (+359 2) 9376200	BULB 01-03		www.bulbrokers.com
22	EUROFINANCE 84 Patriarh Evtimii Blvd., 1463 Sofia tel. (+359 2) 9805657	EUFI 01-03		www.euro-fin.com
23	ELANA TRADING 49 Bulgaria Blvd., 1404 Sofia tel. (+359 2) 8100000	ELAN 01-03		www.elana.net
24	CITIBANK N. A. – SOFIA BRANCH 2 Knyaginya Maria-Louisa Blvd., TSUM, fifth floor, 1000 Sofia tel. (+359 2) 9175100	-		www.citibank.com/bulgaria/

Credit Ratings Range for Bulgaria

	Moody's	S&P	Fitch	JCRA		
	Aaa	AAA	AAA	AAA		
	Aa1	AA+	AA+	AA+		
	Aa2	AA	AA	AA		
	Aa3	AA-	AA-	AA-		
	A1	A+	A+	A+		
	A2	A	A	A		
	A3	A-	A-	A-	31 Jan. 2008	
Investment grade	Baa1	↑ BBB+	↑ BBB+	↑ BBB+	26 Nov. 2007	
	Baa2	↑ BBB	↑ BBB	↑ BBB	23 Feb. 2007	
	Baa3	↑ BBB-	↑ BBB-	↑ BBB-	27 June 2007	
	Ba1	↑ BB+	↑ BB+	↑ BB+		
Subinvestment grade	Ba2	↑ BB	↑ BB	↑ BB		
	Ba3	↑ BB-	↑ BB-	↑ BB-		
	B1	↑ B+	↑ B+	↑ B+		
	B2	↑ B	↑ B	↑ B		
	27 Sept. 1996	B3	↑ B-	↑ B-	↑ B-	
	Caa	↑ CCC+	↑ CCC	↑ CCC		
		
	C	D	D	D		

Long-term government securities: foreign currency



Long-term government securities: local currency

