

CENTRAL GOVERNMENT DEBT AND GUARANTEES

MONTHLY BULLETIN

FEBRUARY 2018

ISSN 2367-868X

Abbreviations used:

GDP – Gross Domestic Product;

GS – Government Securities;

EBRD – European Bank for Reconstruction and Development;

EIB – European Investment Bank;

SBL – State Budget Law;

SDCLL – Student and Doctoral-Candidate Loans Law;

ZUNK – Bulgarian Abbreviation of the Law on Settlement of Non-performing Credits Negotiated prior to 31 December 1990 (LSNC);

IMF – International Monetary Fund

ICM – International Capital Markets;

MF – Ministry of Finance;

JBIC – Japan Bank for International Cooperation;

GMTN Programme – Global Medium Term Note (Bonds) Programme

1. Structure and Dynamics of Central Government Debt

By end-February 2018 central government debt¹ totalled EUR 12,137.3 million in nominal terms, including domestic debt of EUR 2,953.7 million and external debt of EUR 9,183.6 million.

Central Government Debt Amount, million EUR

Structure	as of 31.12.2017	as of 31.01.2018	as of 28.02.2018
Domestic debt	3,468.2	2,940.1	2,953.7
I. GS issued for financing the budget	3,368.8	2,850.7	2,850.7
1. Treasury bills	0.0	0.0	0.0
2. Treasury bonds	3,368.8	2,580.7	2,850.7
II. Government securities issued for structural reform	29.7	14.8	14.9
III. Domestic loans of units within subsector Central Government	69.7	74.6	88.1
External Debt	9,189.9	9,199.5	9,183.6
I. Bonds issued in ICM	6,637.0	6,637.0	6,637.0
II. Loans	2,561.9	2,562.5	2,546.6
1. Government Loans	960.2	960.2	960.2
1.1 Paris Club	12.6	12.6	12.6
1.2. World Bank	351.9	351.9	351.9
1.3. European Union	595.7	595.7	595.7
2. Other Government Loans	290.0	290.0	290.0
2.1. Schuldschein transferable loans	290.0	290.0	290.0
3. Government investment loans	713.9	713.5	714.3
4. External loans of units within subsector Central Government	597.7	598.7	582.0
Central Government debt, total	12,667.1	12,139.6	12,137.3
Total Central government debt/GDP (%)	24.9	22.5	22.5
Domestic central government debt/GDP (%)	6.8	5.4	5.5
External central government debt/GDP (%)	18.1	17.1	17.0

Notes:

1. Debt at nominal value.

2. GDP projection for 2017 (BGN 99,624 million) and for 2018 (BGN 105,609 million) are used in calculations.

3. Debt in euro is recalculated based on end-of-period BNB central exchange rates of the relevant currencies against the Bulgarian lev.

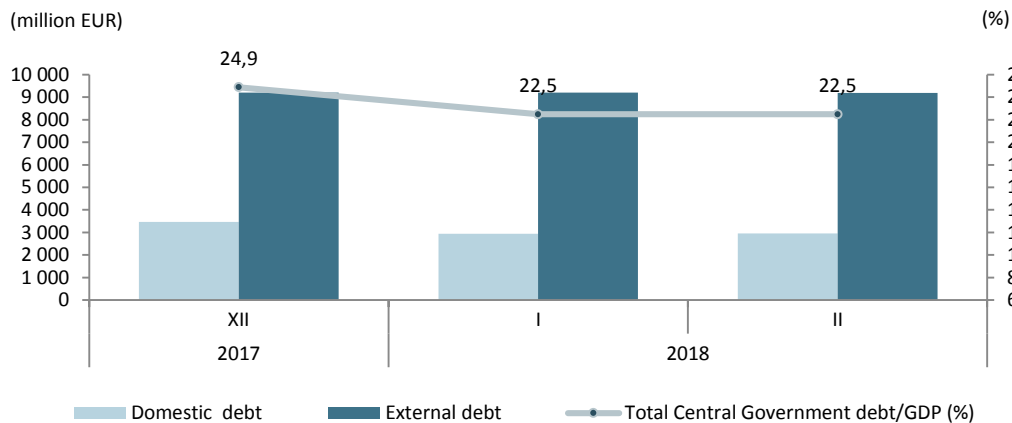
4. Preliminary data.

5. The data are consolidated within the subsector Central Government, liabilities in the form of debt instruments that are assets for units included in the subsector are eliminated /assets as of 28.02.2018 in the amount of EUR 21.5 mn.

6. Information about the size, structure and dynamics of government and government guaranteed debt /issued pursuant to the Government Debt Law/ and published until May 2016 in the bulletin "Government debt" is contained in the application on p.13.

¹"Central Government debt" means the debt of the central government according to the Council Regulation (EC) № 479/2009 of 25 May 2009 on the application of the Protocol on the excessive deficit procedure annexed to the Treaty establishing the European Community.

Dynamics of Domestic and External Central Government Debt

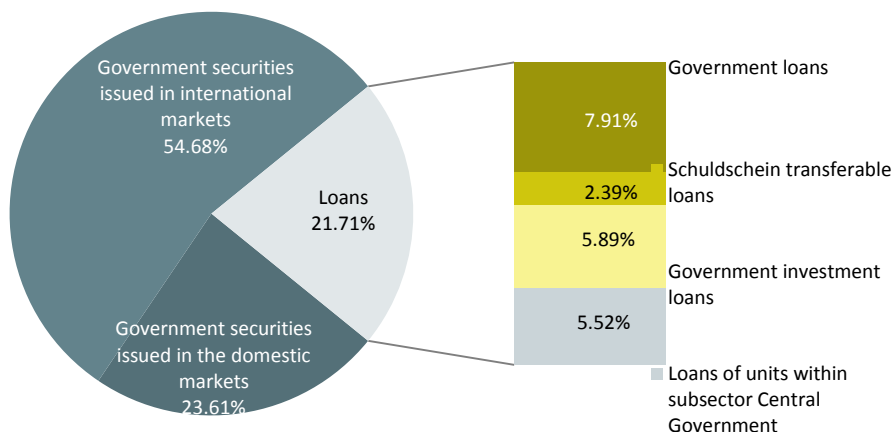


By end-February the central government debt to GDP ratio came to 22.5%. Ratios of domestic and external central government debts accounted for 5.5 and 17.0 per cent, respectively.

In the structure of the debt by instrument as of the end of the period Eurobonds issued in international capital markets continued to comprise the largest share (54.7%), followed by GS issued in the domestic market (23.6%) and loans (21.7%).

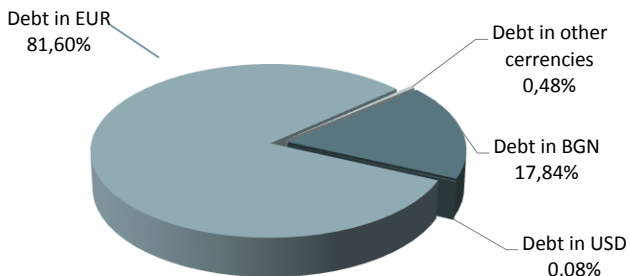
Structure of Central Government Debt by Instrument

(as of 28 February 2018)



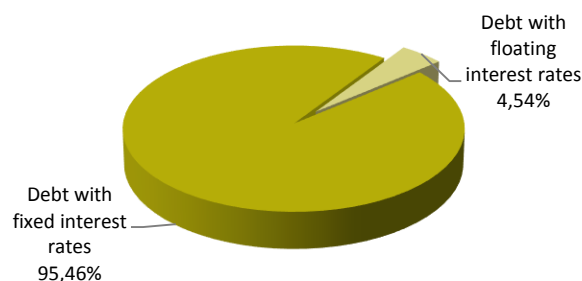
Central Government Debt Currency Structure

(as of 28 February 2018)



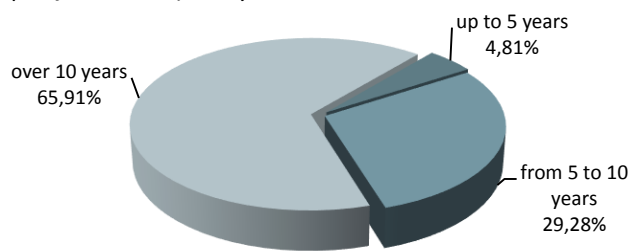
Central Government Debt Interest Rate Structure

(as of 28 February 2018)



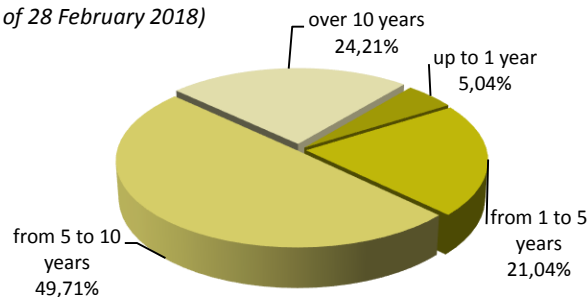
Original Maturity of Outstanding Debt

(as of 28 February 2018)

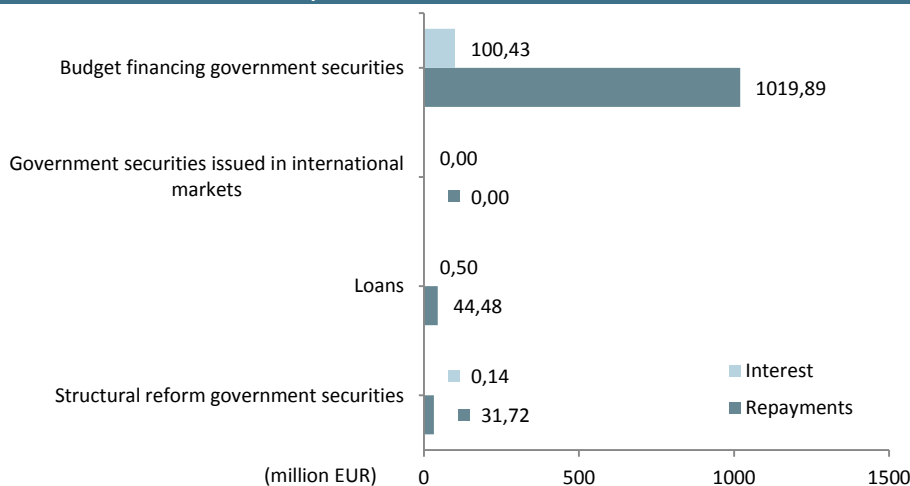


Residual Maturity of Outstanding Debt

(as of 28 February 2018)



Central Government Debt Payments, 01.01 – 28.02.2018



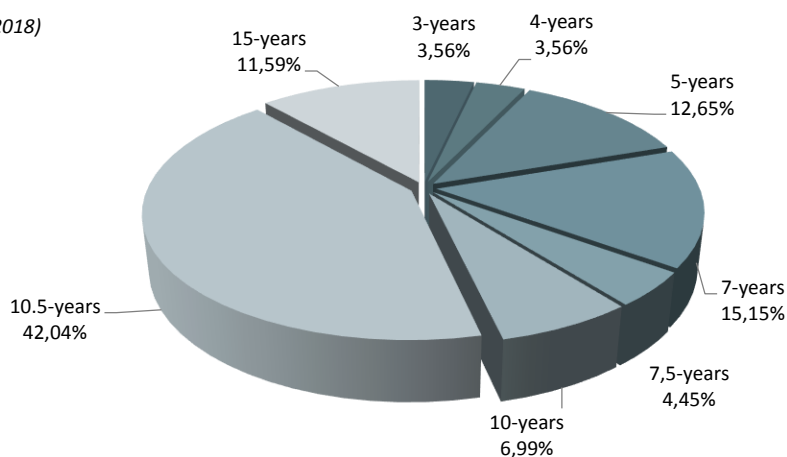
Central government debt payments at the end of February 2018 amounted to BGN 1,197.2 million, of which BGN 1,096.1 million repayments and BGN 101.1 million interests. Dominating were the repayments and interest payments on government securities issued at the domestic market.

2. Government Securities Issues

No auctions were held in February 2018.

Issues of GS issued for financing the budget

(as of 28 February 2018)



Outstanding Government Securities Issues as of 28.02.2018

GS by maturity	ISIN of the issue	Currency	Date of issuing	Maturity date	Nominal value of the offer (thousand)	Total nominal value of the bids received (thousand)	Total nominal value of the bids approved (thousand)	Average price of the bids approved per BGN/EUR 100	Interest rate	Bid-to-cover ratio	Average annual yield
3-year	BG2030016112	BGN	17.02.2016	17.02.2019	200 000.00	340 950.00	200 000.00	100.43	0.50%	1.70	0.36%
4-year	BG2030017110	BGN	22.02.2017	22.02.2021	200 000.00	528 975.00	200 000.00	100.84	0.30%	2.64	0.07%
5-year	BG2030014117	BGN	22.01.2014	22.01.2019	310,000.00	576,680.00	310,000.00	101.23	2.50%	1.86	2.24%
5-year	BG2030115112	BGN	04.02.2015	04.02.2020	600,000.00	1,051,650.00	400,000.00	103.59	1.85%	1.75	0.97%
7-year	BG2040112216	EUR	18.01.2012	18.01.2019	125,000.00	388,065.00	125,000.00	105.56	4.50%	3.10	3.56%
7-year	BG2040113214	EUR	16.01.2013	16.01.2020	165,000.00	478,946.00	165,000.00	104.77	3.50%	2.90	2.73%
7-year	BG2040114212	EUR	12.02.2014	12.02.2021	145,000.00	411,270.00	145,000.00	103.59	3.00%	2.84	2.42%
7.5-year	BG2040117215	BGN	27.09.2017	27.03.2025	250 000.00	612 650.00	250 000.00	102.24	0.80%	2.45	0.49%
10-year	BG2040009214	BGN	28.01.2009	28.01.2019	184,250.00	374,975.00	157,500.00	84.84	4.95%	2.04	7.29%
10-year	BG2040115219	BGN	22.04.2015	22.04.2025	300,000.00	583,316.45	235,000.00	99.45	2.30%	1.94	2.37%
10.5-year	BG2040010212	EUR	13.01.2010	13.07.2020	265,000.00	761,440.00	313,110.00	92.64	5.00%	3.02	6.08%
10.5-year	BG2040011210	BGN	19.01.2011	19.07.2021	320,000.00	777,335.00	322,900.00	97.73	5.00%	2.55	5.36%
10.5-year	BG2040012218	BGN	11.01.2012	11.07.2022	305,000.00	993,475.00	305,000.00	105.93	5.00%	3.26	4.32%
10.5-year	BG2040013216	BGN	09.01.2013	09.07.2023	350,000.00	764,329.40	350,000.00	104.31	4.00%	2.18	3.52%
10.5-year	BG2040014214	BGN	15.01.2014	15.07.2024	380,000.00	902,040.00	380,000.00	105.61	4.00%	2.37	3.37%
10.5-year	BG2040015211	BGN	14.01.2015	14.07.2025	50,000.00	181,030.00	50,000.00	100.24	3.10%	3.62	3.09%
10.5-year	BG2040016219	BGN	27.01.2016	27.07.2026	300,000.00	458,300.00	300,000.00	97.62	2.25%	1.53	2.53%
10.5-year	BG2040017217	BGN	25.01.2017	25.07.2027	350,000.00	639,348.80	339 500.00	101.99	1.95%	1.83	1.74%
15-year	BG2040403219	EUR	12.11.2003	11.10.2018	100,000.00	350,871.54	100,000.00	100.35	6.00%	4.08	5.96%
15-year	BG2040210218	EUR	29.09.2010	29.09.2025	45,000.00	311,355.00	234,105.00	94.24	5.75%	6.92	6.45%

Notes:

1. The GS yield is calculated on the basis of ISMA – International Yield.
2. For treasury bonds average prices from the auctions for the sale of the relevant issues are shown.

Government Securities Issued to Settle Non-performing Loans of State-owned Companies to Banks

Legal regulation	Art. 4 ZUNK/93	Art. 5 ZUNK/93	CMD 3/94	§10 of TFP of SBL/99
Issue No.	BG 2009893228	BG 2009794228	BG 2009693222	BG 2040099223
Issue date	01.10.1993	01.01.1994	01.12.1993	01.07.1999
Maturity date	01.10.2018	01.01.2019	01.12.2018	01.01.2019
Maturity (years)	25	25	25	19.5
Grace period (years)	5	5	5	
Redemption term (years)	20	20	20	19.5
Installments	20 equal annual Instalments 20	20 equal annual Instalments 20	20 equal annual Instalments 20	20 equal annual Instalments 20
Principal (thousand)	430.63 BGN	9 429.78 USD	46.20 BGN	8 353.09 EUR
Interest payments	semiannual	semiannual	annual	semiannual
Interest	BIR	LIBOR*	BIR	EURIBOR**

Notes:

1. EUR-denominated issue BG 2040099223 has the same status as the USD-denominated issue BG 2009794228 (issued under Article 5 of the Law on Settlement of Non-performing Credits negotiated prior to 31 December 1990).

2. Pursuant to CM Decree No. 22 of 1995, long-term government bonds issued under ZUNK may be used to repay obligations of state-owned enterprises, firms and commercial companies to the government, transformed under Article 10 of ZUNK. In meeting these obligations, transformed under Article 10 of ZUNK. In meeting these obligations, long-term government bonds are valued at their nominal value for the bonds denominated in US dollars, and 80 per cent for those denominated in levs.

* Six-month LIBOR of the US dollar for the preceding interest period; the amount of the interest coupon is announced by the Minister of Finance no later than three days after the beginning of each interest period.

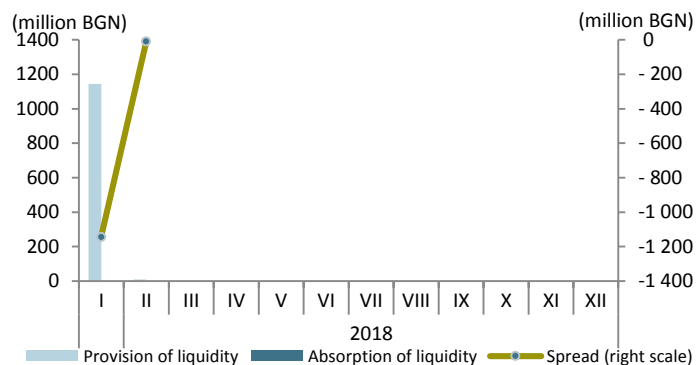
** Six-month EURIBOR for the preceding interest period; the amount of the interest coupon is announced by the Minister of Finance no later than three days after the beginning of each interest period.

Principals are based on actual data as of 28 February 2017.

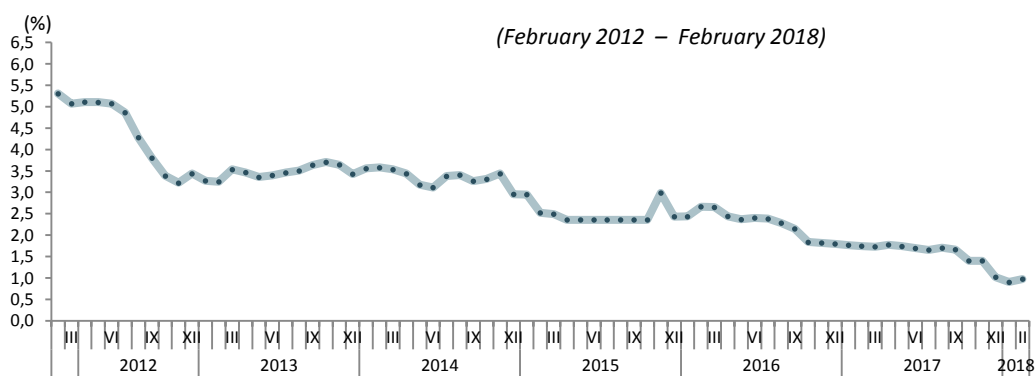
Yield of Primary Market Government Securities – by Issue



Liquidity Provision and Absorption through Government Securities Maturities and Issues



Long-term Interest Rate for Assessment of the Degree of Convergence

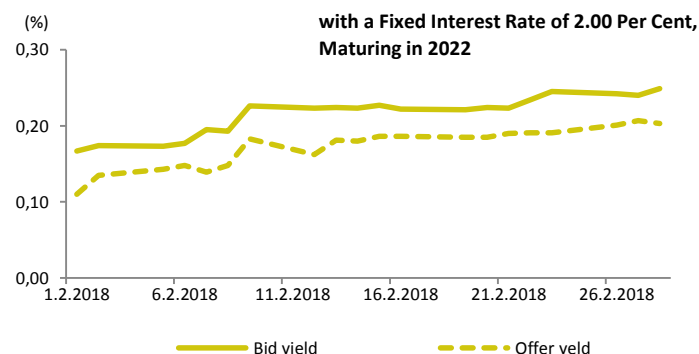
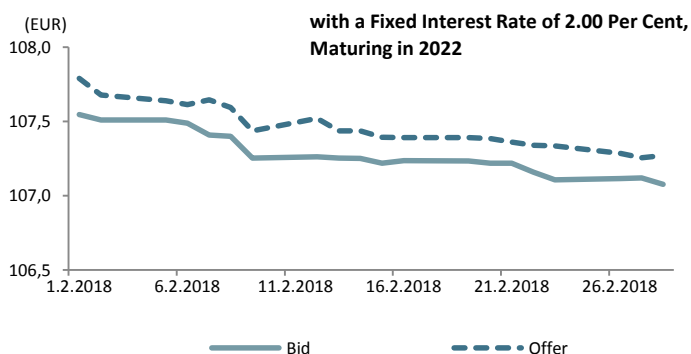
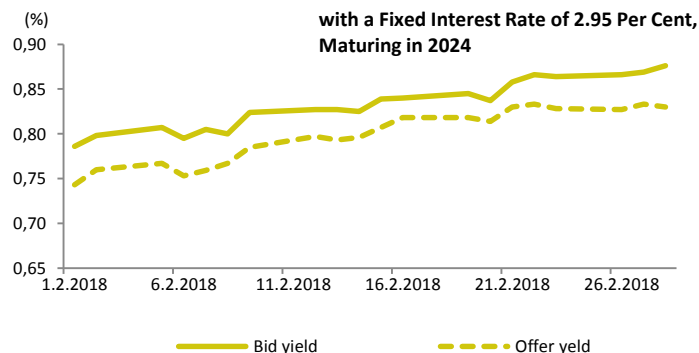
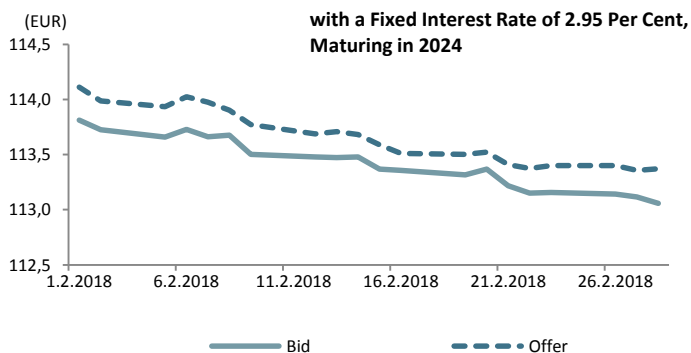


Quotations and Yield of Bulgarian Bonds Issued in International Capital Markets

Source: Bloomberg

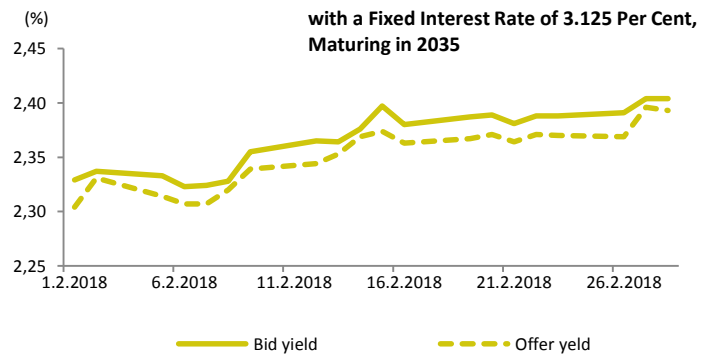
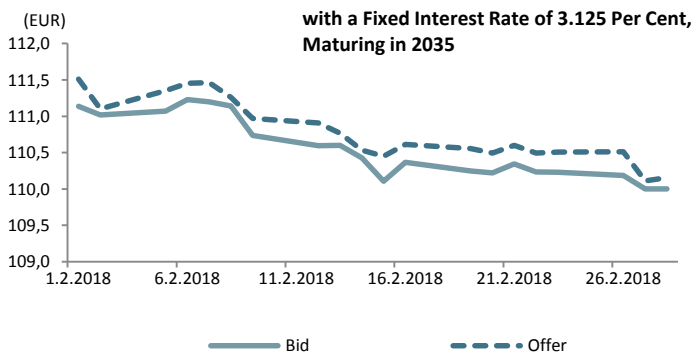
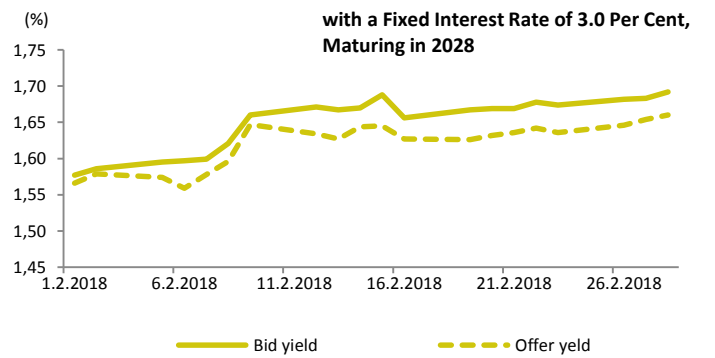
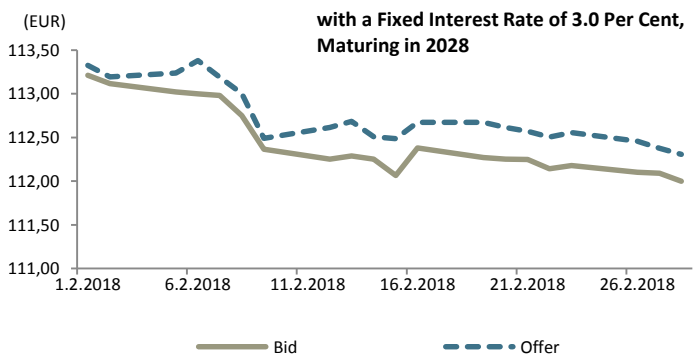
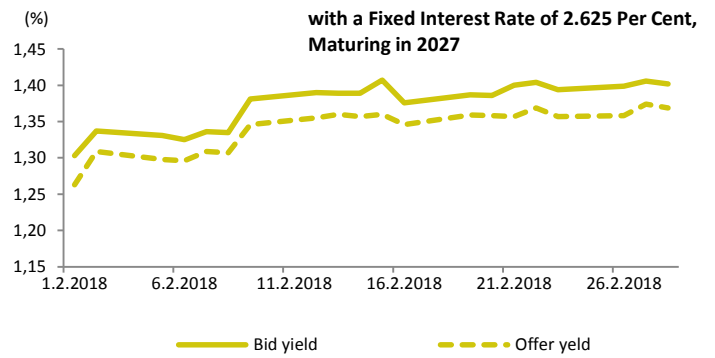
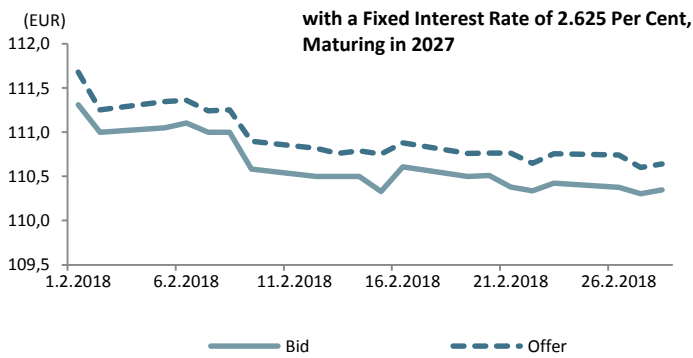
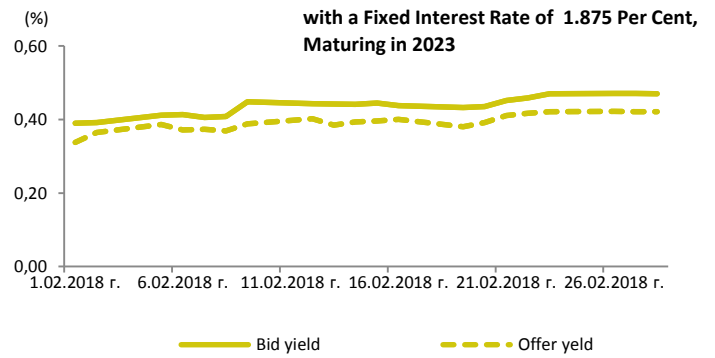
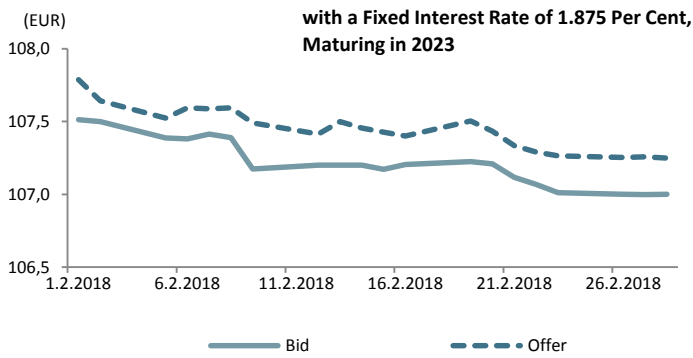
Bid and Offer Quotations of EUR-denominated Bulgarian Bonds

Bid and Offer Yield Quotations of EUR-denominated Bulgarian Bonds



Bid and Offer Quotations of EUR-denominated Bulgarian Bonds

Bid and Offer Yield Quotations of EUR-denominated Bulgarian Bonds



3. Central Government Guarantees Structure and Dynamics

By end-February central government guarantees totalled EUR 371.7 million in nominal terms, including external central government guarantees of EUR 335.5 million and domestic central government guarantees of EUR 36.2 million.

The central government guaranteed debt to GDP ratio was 0.7 per cent.

At the end of February 2018 central government guaranteed debt payments amounted to BGN 10,793.9 thousand, including principal payments of BGN 10,478.0 thousand and interest payments of BGN 315.9 thousand.

Central Government Guarantees, million EUR

Structure	31.12.2017	31.01.2018	28.02.2018
Central government guaranteed debt	373.6	371.8	371.7
I. Domestic central government guaranteed debt	35.1	35.1	36.2
1. Guarantees under the Student and Doctoral-Candidate Loans Act	35.1	35.1	36.2
II. External central government guaranteed debt	338.5	336.7	335.5
1. World Bank	6.6	6.6	6.6
2. European Investment Bank	1.5	1.6	1.6
3. Other	330.4	328.5	327.3
Central government guaranteed debt/GDP (%)	0.7	0.7	0.7

Notes:

1. Debt at nominal value.

2. GDP projection for 2017 (BGN 99,624 million) and for 2018 (BGN 105,609 million) are used in calculations.

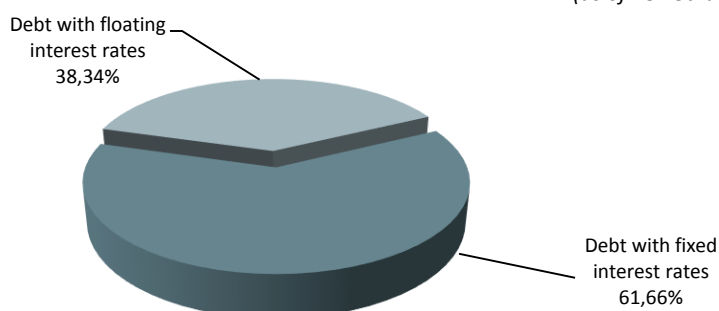
3. Debt is recalculated in euro based on end-of-period BNB central exchange rates of the relevant currencies against the Bulgarian lev by the end of the corresponding period.

4. Preliminary data.

5. For statistical reporting purposes, loans of units of the sector "General government" / incl. "Central government" subsector, "Local government" subsector and "Social security funds" subsector / for, which has issued state guarantees are recorded as debt of the relevant subsector of "General government" to which they belong.

Central Government Guaranteed Debt Interest Rate Structure

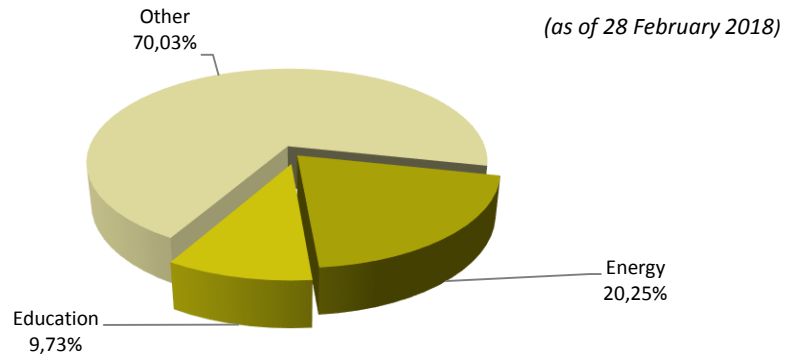
(as of 28 February 2018)



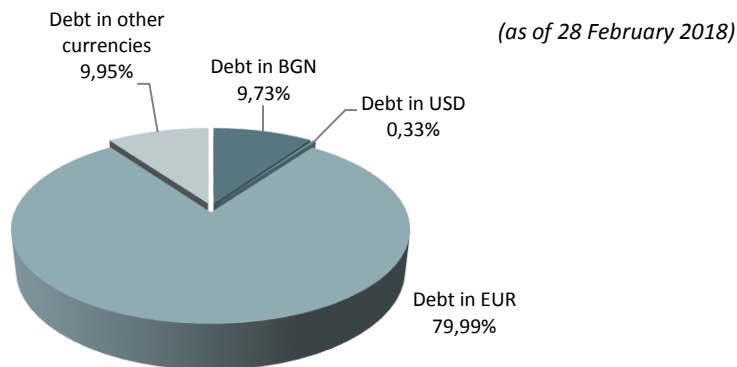
In February, in the central government guaranteed debt interest rate structure debt with floating interest rates was 38.3 per cent and debt with fixed interest rates – 61.7 per cent.

In the structure of central government guaranteed debt by sector, other industries occupied the largest share (70.0 per cent), followed by energy (20.3 per cent) and education (9.7 per cent).

Central Government Guaranteed Debt Structure by Sector



Central Government Guaranteed Debt Currency Structure



At the end of the period the share of debt in euro reached 80.0 per cent, that in other currencies was 10.0 per cent, in levs and US dollars 9.7 and 0.3 per cent, respectively.

Appendix

1. Bulgarian Bonds Issued on the International Capital Markets

Bonds Issued on ICM

	Bulgarian Eurobonds issued on ICM, with a fixed interest rate of 2.950%, maturing on 3 September 2024	Bulgarian Eurobonds issued on ICM under the GMTN Programme, with a fixed interest rate of 2.0%, maturing on 26 March 2022	Bulgarian Eurobonds issued on ICM under the GMTN Programme, with a fixed interest rate of 2.625%, maturing on 26 March 2027	Bulgarian Eurobonds issued on ICM under the GMTN Programme, with a fixed interest rate of 3.125%, maturing on 26 March 2035	Bulgarian Eurobonds issued on ICM, with a fixed interest rate of 1.875%, maturing on 21 March 2023 r.	Bulgarian Eurobonds issued on ICM, with a fixed interest rate of 3.0%, maturing on 21 March 2028
ISSUER	REPUBLIC OF BULGARIA	REPUBLIC OF BULGARIA	REPUBLIC OF BULGARIA	REPUBLIC OF BULGARIA	REPUBLIC OF BULGARIA	REPUBLIC OF BULGARIA
Format	Reg S	RegS	RegS	RegS	Reg S	Reg S
Credit Ratings	Baa2 (Moody's) / BBB- (S&P) / BBB- (Fitch)	Baa2 (Moody's) / BB+ (S&P) / BBB- (Fitch)	Baa2 (Moody's) / BB+ (S&P) / BBB- (Fitch)	Baa2 (Moody's) / BB+ (S&P) / BBB- (Fitch)	Baa2(Moody's) / BB+(S&P) / BBB-(Fitch)	Baa2(Moody's) / BB+(S&P) / BBB-(Fitch)
Issue's Rating	Baa2 (Moody's) / BBB- (S&P) / BBB- (Fitch)	Baa2 (Moody's) / BB+ (S&P) / BBB- (Fitch)	Baa2 (Moody's) / BB+ (S&P) / BBB- (Fitch)	Baa2 (Moody's) / BB+ (S&P) / BBB- (Fitch)	Baa2Moody's) / BB+(S&P)/BBB-(Fitch)	Baa2(Moody's) / BB+(S&P)/BBB-(Fitch)
Lead Managers	Citi, HSBC, JP Morgan	Citi, HSBC (B&D), SG CIB, UniCredit	Citi, HSBC (B&D), SG CIB, UniCredit	Citi, HSBC (B&D), SG CIB, UniCredit / Goldman Sachs International	BNP Paribas, Citigroup GML, JP Morgan S. pls, UniCredit Bank AG	BNP Paribas, Citigroup GML, JP Morgan S. pls, UniCredit Bank AG
Currency Denomination	EUR	EUR	EUR	EUR	EUR	EUR
Nominal Value	EUR 1,493,000,000	EUR 1,250,000,000	EUR 1,000,000,000	EUR 900,000,000	EUR 1,144,000,000	EUR 850,000,000
Pricing Date	26.06.2014	19.03.2015	19.03.2015	19.03.2015/ 13.11.2015	14.03.2016	14.03.2016
Settlement Date	03.07.2014	26.03.2015	26.03.2015	26.03.2015/ 20.11.2015	21.03.2016	21.03.2016
Maturity	03.09.2024	26.03.2022	26.03.2027	26.03.2035	21.03.2023	21.03.2028
Date of Interest Payments	Payable annually on 3 September, first interest payment on 3.09.2015	Payable annually on 26 May, first interest payment on 26.03.2016	Payable annually on 26 May, first interest payment on 26.03.2016	Payable annually on 26 May, first interest payment on 26.03.2016	Payable annually on 21 May, first interest payment on 21.03.2017	Payable annually on 21 May, first interest payment on 21.03.2017
Interest Coupon	2.950%	2.000%	2.625%	3.125%	1.875%	3.000%
Issue Price	99.085	98.849	98.918	97.982/88.514	98.192	98.237
Yield	3.055%	2.179%	2.732%	3.264%/3.989%	2.156%	3.179%
Receipts	EUR 1,478,816,500	EUR 1,235,612,500	EUR 989,180,000	EUR 832,847,000/ EUR 44,257,000	EUR 1,123,316,480	EUR 835,014,500
Interest Rate Convention	ACT/ACT	ACT/ACT	ACT/ACT	ACT/ACT	ACT/ACT	ACT/ACT
Registrar	Luxembourg Stock Exchange	Luxembourg Stock Exchange	Luxembourg Stock Exchange	Luxembourg Stock Exchange	Luxembourg Stock Exchange	Luxembourg Stock Exchange
ISIN	XS1083844503	XS1208855616	XS1208855889	XS1208856341	XS1382693452	XS1382696398
Legislation	English	English	English	English	English	English
Bond Format	Registered	Registered	Registered	Registered	Registered	Registered

*- the placed volumes of the issue in the amount of EUR 850,000,000 and EUR 50,000,000.

2. Issues of Government Securities Held by Residents and Non-Residents

Government Securities Issued and Held by Non-Residents, BGN'000

Types of Government Securities	31.12.2017	31.01.2018
Government securities issued for budget financing	101,448.3	83,633.3
- in BGN	48,563.0	30,748.0
- in EUR	52,885.3	52,885.3
Government securities issued for structural reform	9.0	5.2
- in EUR	3.2	1.6
- in USD	5.8	3.6
TOTAL	101,453.3	83,638.5

Government Securities Issued on the International Markets and Held by Residents, EUR million

Types of Government Securities	31.12.2017	31.01.2018
Bulgarian Eurobonds with a fixed interest rate of 2.95%, maturing in 2024	814.7	841.9
Bulgarian Eurobonds with a fixed interest rate of 2.00%, maturing in 2022	862.9	869.3
Bulgarian Eurobonds with a fixed interest rate of 2.625%, maturing in 2027	653.8	640.3
Bulgarian Eurobonds with a fixed interest rate of 3.125%, maturing in 2035	242.3	245.4
Bulgarian Eurobonds with a fixed interest rate of 1.875%, maturing in 2023	729.0	742.1
Bulgarian Eurobonds with a fixed interest rate of 3.0%, maturing in 2028	393.8	389.1
TOTAL (EUR million)	3,969.6	3,728.1

Bulgarian Bonds Issued on International Capital Markets and Held by Residents in the Banking Sector and Other Sectors

Types of Government Securities	Currency	31.12.2017	31.01.2018
Bulgarian Eurobonds with a fixed interest rate of 2.95%, maturing in 2024 XS1083844503	EUR	814.73	841.91
Held by Banking sector	EUR	561.45	587.57
Held by Other sectors	EUR	253.28	254.34
Bulgarian Eurobonds with a fixed interest rate of 2%, maturing in 2022 XS1208855616	EUR	862.94	869.27
Held by Banking sector	EUR	723.71	730.04
Held by Other sectors	EUR	139.23	139.23
Bulgarian Eurobonds with a fixed interest rate of 2.625%, maturing in 2027 XS1208855889	EUR	653.78	640.30
Held by Banking sector	EUR	433.94	426.86
Held by Other sectors	EUR	219.84	213.44
Bulgarian Eurobonds with a fixed interest rate of 3.125%, maturing in 2035 XS1208856341	EUR	242.34	245.38
Held by Banking sector	EUR	132.50	132.50
Held by Other sectors	EUR	109.84	112.89
Bulgarian Eurobonds with a fixed interest rate of 1.875%, maturing in 2023 XS1382693452	EUR	729.03	742.08
Held by Banking sector	EUR	549.21	561.90
Held by Other sectors	EUR	179.82	180.18
Bulgarian Eurobonds with a fixed interest rate of 3.0%, maturing in 2028 XS1382696398	EUR	393.84	389.15
Held by Banking sector	EUR	246.43	246.50
Held by Other sectors	EUR	147.41	142.66
TOTAL (EUR million)	EUR	3,696.65	3,728.08

3. Issues of Government Securities Held by Pension Funds, Pension Insurance, Insurance and Health Insurance Companies

Information about Bulgarian government securities issued on the domestic and international markets and held by non-banking financial institutions*

Source: Financial Supervision Commission

Types of Government Securities	Currency	Pension funds and pension insurance companies			Total
		Universal pension funds	Professional pension funds	VPF (incl. those by professional scheme)	
1. Government securities issued on the domestic market		341,803	49,333	36,729	427,866
1.1. BGN-denominated	BGN	132,287	16,375	13,810	162,472
1.2. EUR-denominated	EUR	208,879	32,851	22,909	264,638
1.3. USD-denominated	USD	638	107	10	756
2. Government securities issued on the international capital markets		1,319,274	96,509	74,008	1,489,791
2.1. Bulgarian Eurobonds with a fixed interest rate of 2.95%, maturing in 2024, XS1083844503	EUR	353,652	23,003	28,780	405,435
2.2. Bulgarian Eurobonds with a fixed interest rate of 2.0%, maturing in 2022, XS1208855616	EUR	179,819	6,240	2,236	188,294
2.3. Bulgarian Eurobonds with a fixed interest rate of 2.625%, maturing in 2027, XS1208855889	EUR	279,534	31,740	4,574	315,848
2.4. Bulgarian Eurobonds with a fixed interest rate of 3.125%, maturing in 2035, XS1208856341	EUR	38,695	1,763	8,376	48,834
2.5. Bulgarian Eurobonds with a fixed interest rate of 1.875%, maturing in 2023, XS1382693452	EUR	235,765	27,190	18,168	281,123
2.6. Bulgarian Eurobonds with a fixed interest rate of 3.0%, maturing in 2028, XS1382696398	EUR	231,809	6,573	11,875	250,257

Notes: *Data as of 28.02.2018. Data are given in BGN'000; UPF – Universal pension fund, PPF – Professional pension fund, VPF – Voluntary pension fund, VPFPs – Voluntary pension fund by professional scheme

Information about Bulgarian government securities issued on the domestic and international markets and held by non-banking financial institutions*

Source: Financial Supervision Commission

Types of Government Securities	Currency	Insurance companies		Total
		General insurance companies	Life insurance companies	
1. Government securities issued on the domestic market		502,519	355,978	858,496
1.1. BGN-denominated	BGN	444,473	202,399	646,872
1.2. EUR-denominated	EUR	57,644	149,911	207,555
1.3. USD-denominated	USD	402	3,668	4,070
2. Government securities issued on the international markets		165,505	236,235	401,740
2.1. Bulgarian Eurobonds with a fixed interest rate of 4.25%, maturing in 2017, XS0802005289	EUR	-	-	-
2.2. Bulgarian Eurobonds with a fixed interest rate of 2.95%, maturing in 2024, XS1083844503	EUR	37,131	51,615	88,745
2.3. Bulgarian Eurobonds with a fixed interest rate of 2.0%, maturing in 2022, XS1208855616	EUR	15,336	3,641	18,978
2.4. Bulgarian Eurobonds with a fixed interest rate of 2.625%, maturing in 2027, XS1208855889	EUR	51,605	43,349	94,954
2.5. Bulgarian Eurobonds with a fixed interest rate of 3.125%, maturing in 2035, XS1208856341	EUR	4,459	109,622	114,082
2.6. Bulgarian Eurobonds with a fixed interest rate of 1.875%, maturing in 2023, XS1382693452	EUR	24,941	13,538	38,479
2.7. Bulgarian Eurobonds with a fixed interest rate of 3.0%, maturing in 2028, XS1382696398	EUR	32,033	14,469	46,502

Notes: *Data as of 30.09.2017. Data are given in BGN'000

*Information about Bulgarian government securities issued on the domestic and international markets and held by non-banking financial institutions**

Source: Financial Supervision Commission

Types of Government Securities	Currency	Other non-banking financial institutions (Investment firms and CIS)*
1. Government securities issued on the domestic market		5,313
1.1. BGN-denominated	BGN	5,307
1.3. USD-denominated	USD	6
2. Government securities issued on the international markets		1,692
2.1. Bulgarian Eurobonds with a fixed interest rate of 2.95%, maturing in 2024, XS1083844503	EUR	1,692

Notes: Data as of 30.11.2017. Data are given in BGN'000

CIS - collective investment schemes, which under Bulgarian law are investment companies of open and closed-end type and mutual funds;

* The data relate only to the investment and trading portfolios of non-bank investment firms.

4. Size, Structure and Dynamics of Government and Government Guaranteed Debt

Government and Government Guaranteed Debt, million EUR

	as of 31.12.2017	as of 31.01.2018	as of 31.01.2018
Government debt*			
Domestic government debt	3,431.6	2,886.9	2,887.1
I.GS issued for financing the budget	3,398.9	2,870.7	2,870.8
II.GS issued for structural reform	32.7	16.2	16.3
External Government Debt	8,601.2	8,600.8	8,601.6
I. Bonds issued in ICM	6,637.0	6,637.0	6,637.0
II. Loans	1,964.2	1,963.8	1,964.6
Government debt, total	12,032.8	11,487.7	11,488.7
Total government debt/GDP (%)	23.6	21.3	21.3
Government guaranteed debt			
Domestic government guaranteed debt	35.1	35.2	36.2
External government guaranteed debt	985.8	983.6	982.6
Government guaranteed debt, total	1,020.9	1,018.8	1,018.7
Government guaranteed debt/GDP (%)	2.0	1.9	1.9

* - "Government debt" is any debt issued pursuant to the Government Debt Law.

Notes:

1. Debt at nominal value.

2. GDP projection for 2017 (BGN 99,624 million) and for 2018 (BGN 105,609 million) are used in calculations.

3. Debt in euro is recalculated based on end-of-period BNB central exchange rates of the relevant currencies against the Bulgarian lev.

4. Preliminary data for the last month.

CENTRAL GOVERNMENT DEBT AND GUARANTEES

Monthly Bulletin / February 2018

ISSN 2367-868X

The contents of the bulletin may be quoted or reproduced without further permission. Due acknowledgment is requested.

Published by the Ministry of Finance
Government Debt Directorate

tel. (+359 2) 9859 2464 , (+359 2) 9859 2468
<http://www.minfin.bg/bg/statistics/20>

Ministry of Finance address in Reuters: MFBG01