

CENTRAL GOVERNMENT DEBT AND GUARANTEES

MONTHLY BULLETIN

MARCH 2017

ISSN 2367-868X

Abbreviations used:

GDP – Gross Domestic Product;
 GS – Government Securities;
 EBRD – European Bank for Reconstruction and Development;
 EIB – European Investment Bank;
 SBL – State Budget Law;
 SDCLL – Student and Doctoral-Candidate Loans Law;

ZUNK – Bulgarian Abbreviation of the Law on Settlement of Non-performing Credits Negotiated prior to 31 December 1990 (LSNC);
 IMF – International Monetary Fund
 ICM – International Capital Markets;
 MF – Ministry of Finance;
 JBIC – Japan Bank for International Cooperation;
 GMTN Programme – Global Medium Term Note (Bonds) Programme

1. Structure and Dynamics of Central Government Debt

By end-March 2017 central government debt* totalled EUR 13,448.6 million in nominal terms, including domestic debt of EUR 3,206.4 million and external debt of EUR 10,242.1 million. Central government debt posted an increase of EUR 30.3 million on the end of the previous month, due to issuance of GS on domestic market, but posted a decrease of EUR 332.8 million compared to the end of 2016.

<i>Central Government Debt Amount, million EUR</i>				
Structure	as of 31.12.2016	as of 31.01.2017	as of 28.02.2017	as of 31.03.2017
Domestic debt	3,507.7	3,276.4	3,153.1	3,206.4
I. GS issued for financing the budget	3,340.0	3,146.5	3,021.4	3,072.5
1. Treasury bills	0.0	0.0	0.0	0.0
2. Treasury bonds	3,340.0	3,146.5	3,021.4	3,072.5
II. Government securities issued for structural reform	47.5	31.5	31.7	31.6
III. Domestic loans of units within subsector Central Government	120.2*	98.4	100.0	102.3
External Debt	10,273.7	10,273.0	10,265.1	10,242.1
I. Bonds issued in ICM	7,532.9	7,532.9	7,532.9	7,532.9
II. Loans	2,739.5	2,740.1	2,732.2	2,709.2
1. Government Loans	1,055.2	1,055.3	1,055.4	1,039.0
1.1 Paris Club	25.2	25.2	25.2	18.9
1.2. World Bank	432.9	432.9	433.0	422.9
1.3. European Union	597.2	597.2	597.2	597.2
2. Other Government Loans	290.0	290.0	290.0	290.0
2.1. Schuldschein transferable loans	290.0	290.0	290.0	290.0
3. Government investment loans	795.9	796.4	797.0	790.7
4. External loans of units within subsector Central Government	599.7*	598.4	589.9	589.6
Central Government debt, total	13,781.4	13,549.4	13,418.3	13,448.6
Total Central government debt/GDP (%)	29.1	27.3	27.0	27.1
Domestic central government debt/GDP (%)	7.4	6.6	6.3	6.5
External central government debt/GDP (%)	21.7	20.7	20.7	20.6

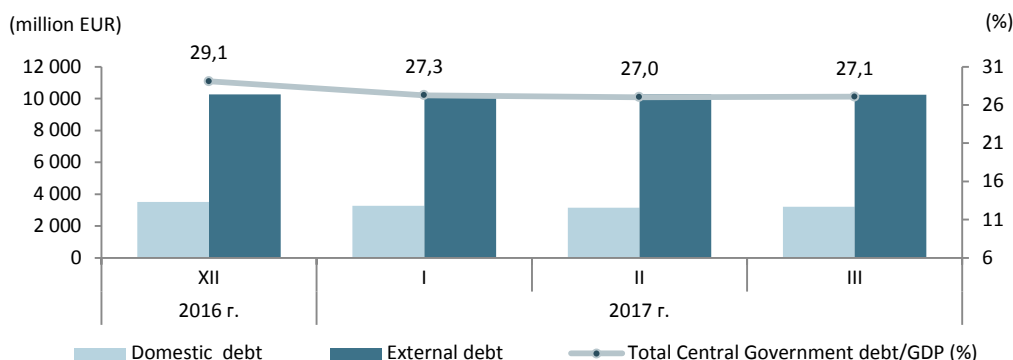
*Revised data

Notes:

1. Debt at nominal value.
2. Revised GDP data for 2016 (BGN 92,635 million) and GDP projection for 2017 (BGN 97,156 million) are used in calculations.
3. Debt in euro is recalculated based on end-of-period BNB central exchange rates of the relevant currencies against the Bulgarian lev.
4. Preliminary data.
5. The data are consolidated within the subsector Central Government, liabilities in the form of debt instruments that are assets for units included in the subsector are eliminated /assets as of 31.03.2017 in the amount of EUR 87.5 mln., including EUR 54.1 mln. external debt/.
6. Information about the size, structure and dynamics of government and government guaranteed debt /issued pursuant to the Government Debt Law/ and published until May 2016 in the bulletin "Government debt" is contained in the application on p.13.

*-"Central Government debt" means the debt of the central government according to the Council Regulation (EC) No 479/2009 of 25 May 2009 on the application of the Protocol on the excessive deficit procedure annexed to the Treaty establishing the European Community.

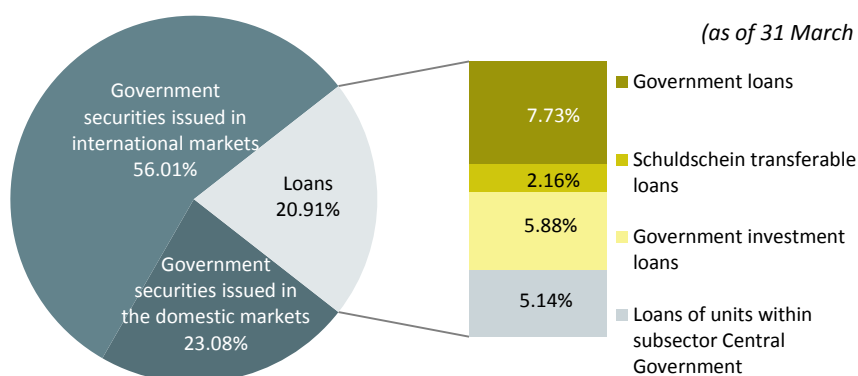
Dynamics of Domestic and External Central Government Debt



By end-March the central government debt to GDP ratio came to 27.1%. Ratios of domestic and external central government debts accounted for 6.5 and 20.6 per cent, respectively.

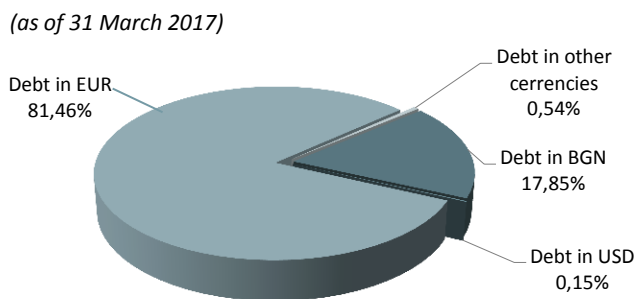
In the structure of the debt by instrument as of the end of the period Eurobonds issued in international capital markets continued to comprise the largest share (56.0%), followed by GS issued in the domestic market (23.1%) and loans (20.9%).

Structure of Central Government Debt by Instrument



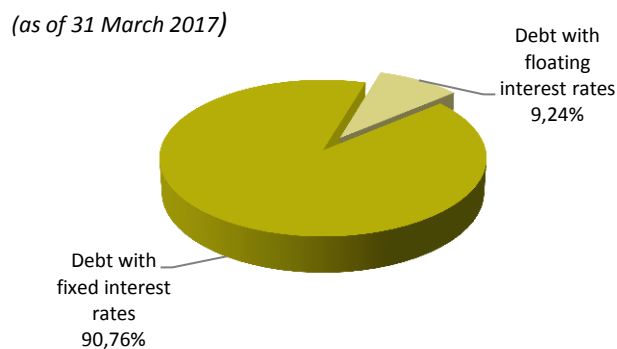
(as of 31 March 2017)

Central Government Debt Currency Structure



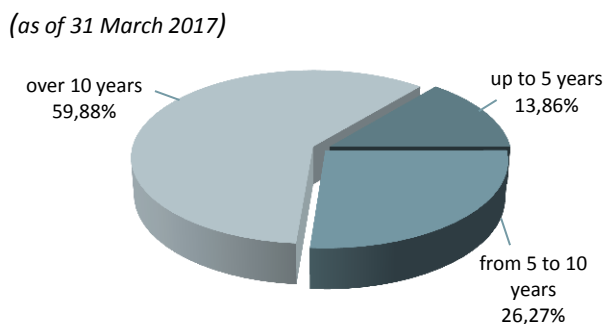
(as of 31 March 2017)

Central Government Debt Interest Rate Structure



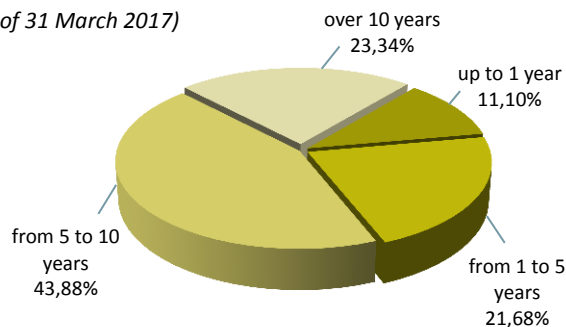
(as of 31 March 2017)

Original Maturity of Outstanding Debt



(as of 31 March 2017)


Residual Maturity of Outstanding Debt



(as of 31 March 2017)

Central Government Debt Payments, 01.01 – 31.03.2017

Central government debt payments at the end of March 2017 amounted to BGN 1,151 million, of which BGN 1 017.0 million repayments and BGN 134.0 million interests. Dominating were the repayments and interest payments on budget financing government securities.



2. Government Securities Issues

In March 2017 the Ministry of Finance has issued under Ordinance No. 5, through auctions held by the BNB, one 10.5-year issue to the amount of BGN 100.0 million:

At the auctions held primary dealers of GS subscribed BGN 192.3 million in total.

The orders approved were with total nominal value BGN 100.0 million.

The bid-to-cover ratio of the issue is 1.92.

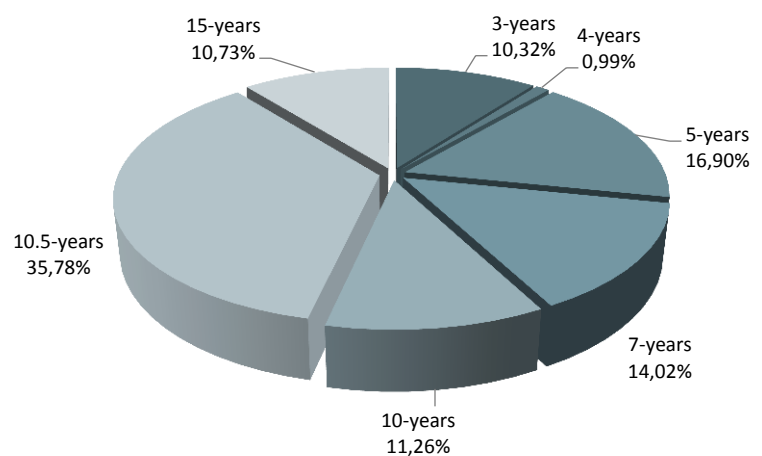
The yield achieved on the primary market in general reflects the demand and the preferences of the participants in the GS market. Annual average yield of 10.5-year issue is 1.8%.

Auctions Held for the Sale of GS in 2017

Date of auction	Date of payment	Issue No.	Date of issuing	Maturity date	Maturity	Coupon	Currency	Average annual yield	Average approved price	Bid-to-cover ratio	Nominal value
23.01.2017	25.01.2017	BG2040017217	25.01.2017	25.07.2027	10.5-years	Fixed % 1.95%	BGN	1.76%	101.84	4.22	50,000,000
20.02.2017	22.02.2017	BG2030017110	22.02.2017	22.02.2021	4-years	Fixed % 0.30%	BGN	0.18%	100.48	3.55	60,000,000
20.03.2017	22.03.2017	BG2040017217	25.01.2017	25.07.2027	10.5-years	Fixed % 1.95%	BGN	1.80%	101.47	1.92	100,000,000
TOTAL											210,000,000

Issues of GS issued for financing the budget

(as of 31 March 2017)



Outstanding Government Securities Issues as of 31.03.2017

GS by maturity	ISIN of the issue	Currency	Date of issuing	Maturity date	Nominal value of the offer (thousand)	Total nominal value of the bids received (thousand)	Total nominal value of the bids approved (thousand)	Average price of the bids approved per BGN/EUR 100	Interest rate	Bid-to-cover ratio	Average annual yield
3-year	BG2030015114	BGN	28.01.2015	28.01.2018	550,000.00	993,500.00	426,500.00	101.36	1.10%	1.81	0.53%
3-year	BG2030016112	BGN	17.02.2016	17.02.2019	200 000.00	340 950.00	200 000.00	100.43	0.50%	1.70	0.36%
4-year	BG2030017110	BGN	22.02.2017	22.02.2021	60 000.00	213 250.00	60 000.00	100.48	0.30%	3.55	0.18%
5-year	BG2030013119	BGN	23.01.2013	23.01.2018	330,000.00	780,880.00	330,000.00	104.06	3.00%	2.37	2.10%
5-year	BG2030014117	BGN	22.01.2014	22.01.2019	310,000.00	576,680.00	310,000.00	101.23	2.50%	1.86	2.24%
5-year	BG2030115112	BGN	04.02.2015	04.02.2020	600,000.00	1,051,650.00	400,000.00	103.59	1.85%	1.75	0.97%
7-year	BG2040112216	EUR	18.01.2012	18.01.2019	125,000.00	388,065.00	125,000.00	105.56	4.50%	3.10	3.56%
7-year	BG2040113214	EUR	16.01.2013	16.01.2020	165,000.00	478,946.00	165,000.00	104.77	3.50%	2.90	2.73%
7-year	BG2040114212	EUR	12.02.2014	12.02.2021	145,000.00	411,270.00	145,000.00	103.59	3.00%	2.84	2.42%
10-year	BG2040008216	BGN	16.01.2008	16.01.2018	330,000.00	850,935.00	290,700.00	98.32	4.50%	2.58	4.63%
10-year	BG2040009214	BGN	28.01.2009	28.01.2019	184,250.00	374,975.00	157,500.00	84.84	4.95%	2.04	7.29%
10-year	BG2040115219	BGN	22.04.2015	22.04.2025	300,000.00	583,316.45	235,000.00	99.45	2.30%	1.94	2.37%
10.5-year	BG2040010212	EUR	13.01.2010	13.07.2020	265,000.00	761,440.00	313,110.00	92.64	5.00%	3.02	6.08%
10.5-year	BG2040011210	BGN	19.01.2011	19.07.2021	320,000.00	777,335.00	322,900.00	97.73	5.00%	2.55	5.36%
10.5-year	BG2040012218	BGN	11.01.2012	11.07.2022	305,000.00	993,475.00	305,000.00	105.93	5.00%	3.26	4.32%
10.5-year	BG2040013216	BGN	09.01.2013	09.07.2023	350,000.00	764,329.40	350,000.00	104.31	4.00%	2.18	3.52%
10.5-year	BG2040014214	BGN	15.01.2014	15.07.2024	380,000.00	902,040.00	380,000.00	105.61	4.00%	2.37	3.37%
10.5-year	BG2040015211	BGN	14.01.2015	14.07.2025	50,000.00	181,030.00	50,000.00	100.24	3.10%	3.62	3.09%
10.5-year	BG2040016219	BGN	27.01.2016	27.07.2026	300,000.00	458,300.00	300,000.00	97.62	2.25%	1.53	2.53%
10.5-year	BG2040017217	BGN	25.01.2017	25.07.2027	150,000.00	403,250.00	150 000.00	101.59	1.95%	2.69	1.79%
15-year	BG2040403219	EUR	12.11.2003	11.10.2018	100,000.00	350,871.54	100,000.00	100.35	6.00%	4.08	5.96%
15-year	BG2040210218	EUR	29.09.2010	29.09.2025	45,000.00	311,355.00	234,105.00	94.24	5.75%	6.92	6.45%

Notes:

- The GS yield is calculated on the basis of ISMA – International Yield.
- For treasury bonds average prices from the auctions for the sale of the relevant issues are shown.

Government Securities Issued to Settle Non-performing Loans of State-owned Companies to Banks

Legal regulation	CMD 186/93	Art. 4 ZUNK/93	Art. 5 ZUNK/93	CMD 3/94	§10 of TFP of SBL/99
Issue No.	BG 2009993226	BG 2009893228	BG 2009794228	BG 2009693222	BG 2040099223
Issue date	01.07.1993	01.10.1993	01.01.1994	01.12.1993	01.07.1999
Maturity date	01.07.2017	01.10.2018	01.01.2019	01.12.2018	01.01.2019
Maturity (years)	24	25	25	25	19.5
Grace period (years)	4	5	5	5	
Redemption term (years)	20	20	20	20	19.5
Installments Порасителни вноски	20 equal annual Instalments 20	20 equal annual Instalments 20	20 equal annual Instalments 20	20 equal annual Instalments 20	20 equal annual Instalments 20
Principal (thousand)	127.18 BGN	861.25 BGN	18 859.57 USD	92.41 BGN	16 706.17 EUR
Interest payments	semiannual	semiannual	semiannual	annual	semiannual
Interest	BIR	BIR	LIBOR*	BIR	EURIBOR**

Notes:

1. EUR-denominated issue BG 2040099223 has the same status as the USD-denominated issue BG 2009794228 (issued under Article 5 of the Law on Settlement of Non-performing Credits negotiated prior to 31 December 1990).

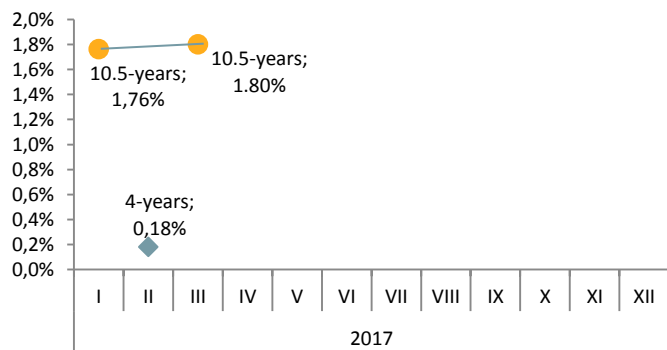
2. Pursuant to CM Decree No. 22 of 1995, long-term government bonds issued under ZUNK may be used to repay obligations of state-owned enterprises, firms and commercial companies to the government, transformed under Article 10 of ZUNK. In meeting these obligations, transformed under Article 10 of ZUNK. In meeting these obligations, long-term government bonds are valued at their nominal value for the bonds denominated in US dollars, and 80 per cent for those denominated in levs.

* Six-month LIBOR of the US dollar for the preceding interest period; the amount of the interest coupon is announced by the Minister of Finance no later than three days after the beginning of each interest period.

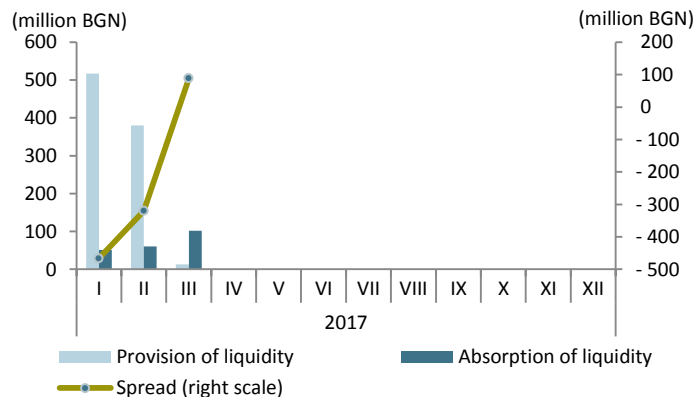
** Six-month EURIBOR for the preceding interest period; the amount of the interest coupon is announced by the Minister of Finance no later than three days after the beginning of each interest period.

Principals are based on actual data as of 31 March 2017.

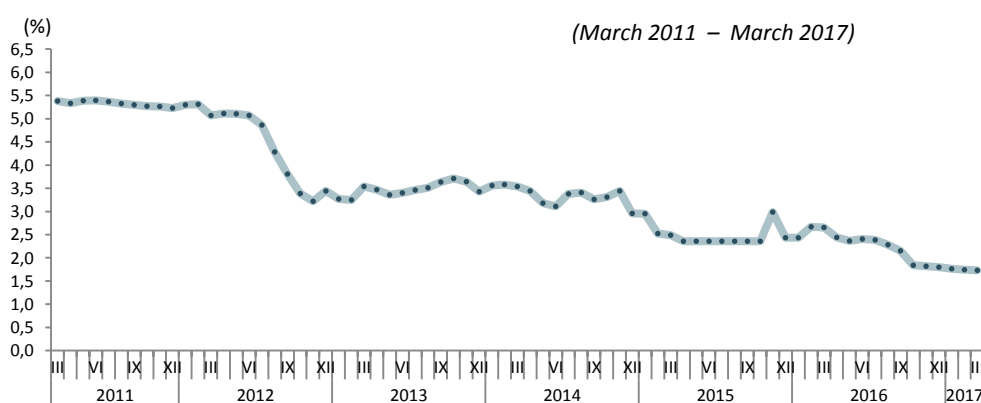
Yield of Primary Market Government Securities – by Issue



Liquidity Provision and Absorption through Government Securities Maturities and Issues



Long-term Interest Rate for Assessment of the Degree of Convergence

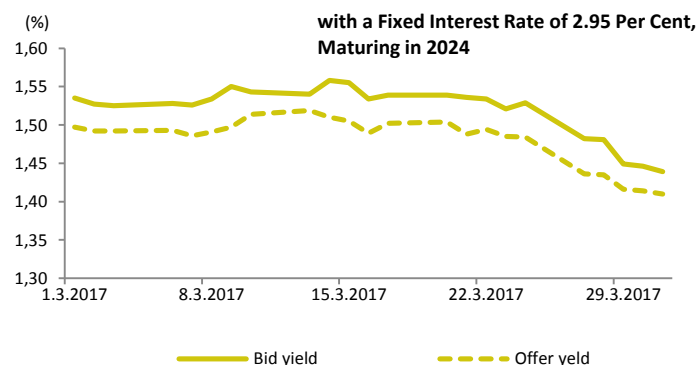
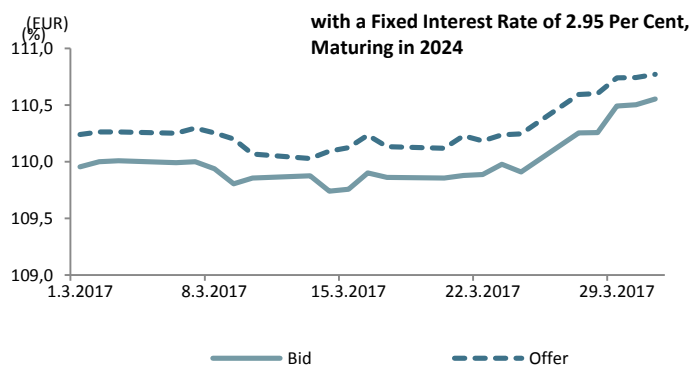
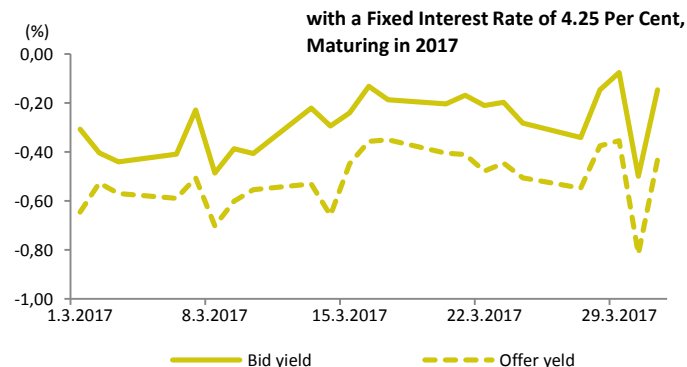
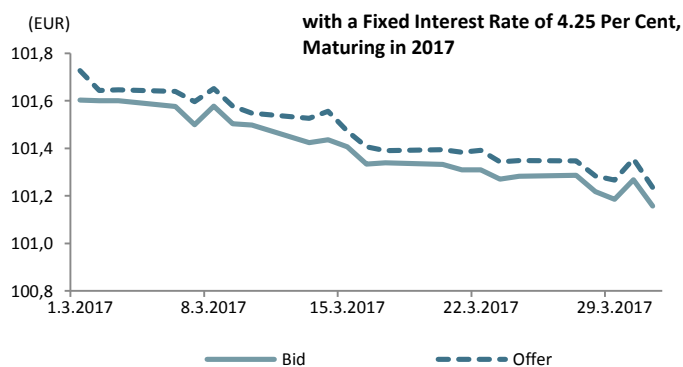


Quotations and Yield of Bulgarian Bonds Issued in International Capital Markets

Source: Bloomberg

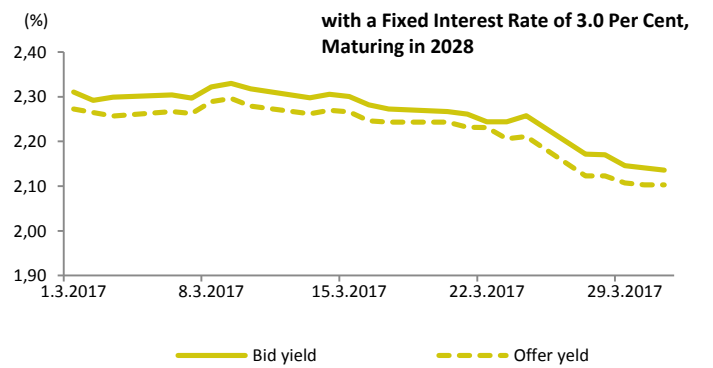
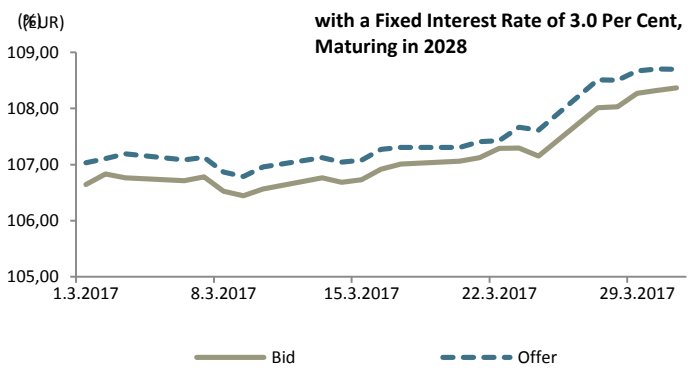
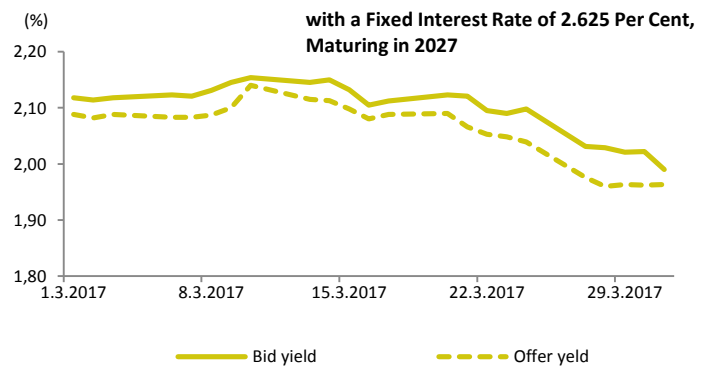
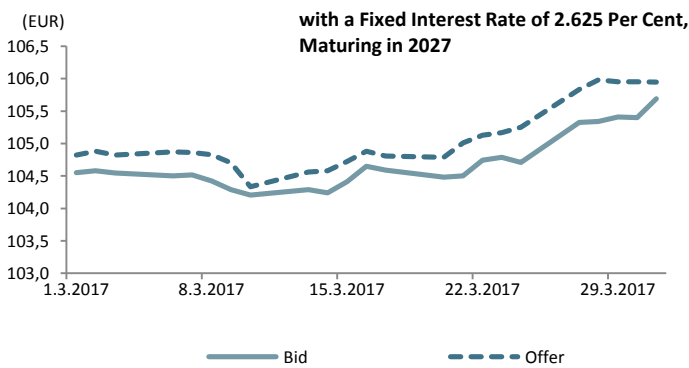
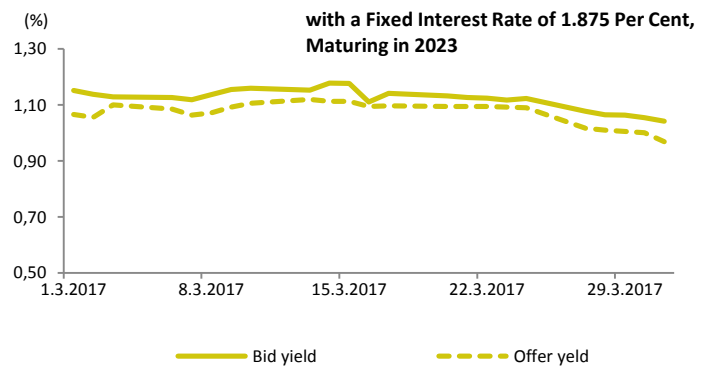
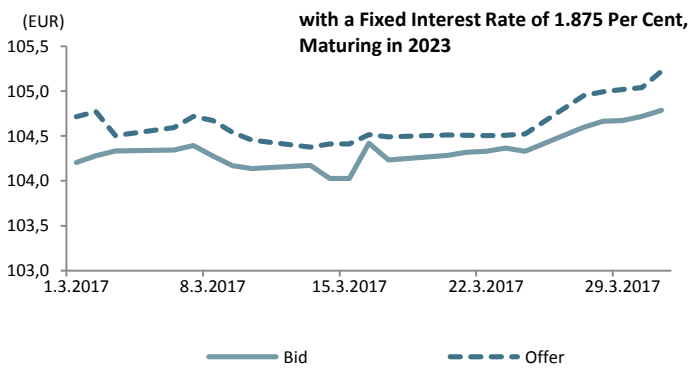
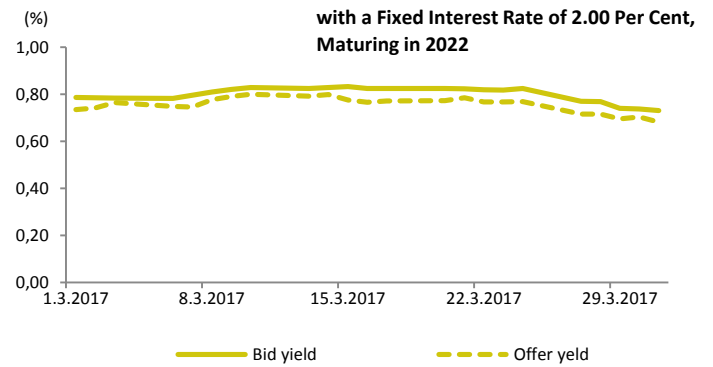
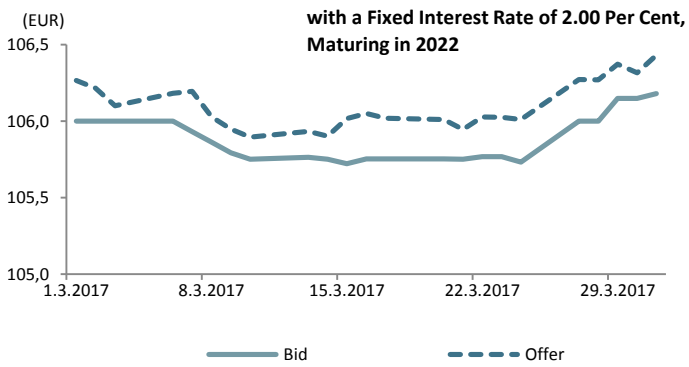
Bid and Offer Quotations of EUR-denominated Bulgarian Bonds

Bid and Offer Yield Quotations of EUR-denominated Bulgarian Bonds

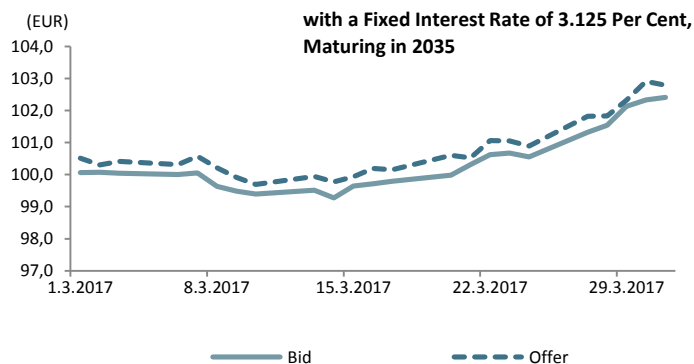


Bid and Offer Quotations of EUR-denominated Bulgarian Bonds

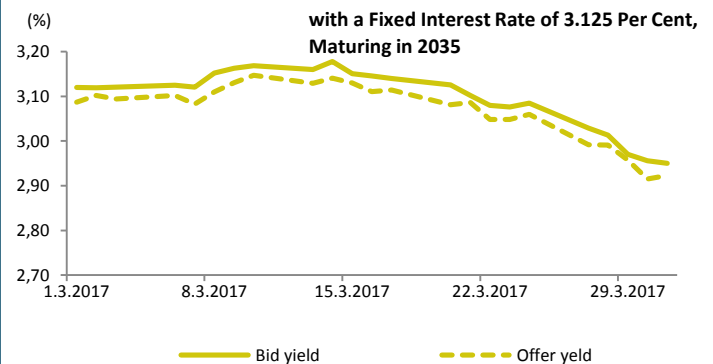
Bid and Offer Yield Quotations of EUR-denominated Bulgarian Bonds



Bid and Offer Quotations of EUR-denominated Bulgarian Bonds



Bid and Offer Yield Quotations of EUR-denominated Bulgarian Bonds



3. Central Government Guarantees Structure and Dynamics

By end-March central government guarantees totalled EUR 273.9 million in nominal terms, including external central government guarantees of EUR 238.3 million and domestic central government guarantees of EUR 35.6 million. In nominal terms, debt posted an increase of EUR 47.6 million compared to the previous month, due to a government guarantee issued in connection with the National Energy Efficiency Program.

The central government guaranteed debt to GDP ratio was 0.6 per cent.

At the end of March 2017 central government guaranteed debt payments amounted to BGN 35,610.8 thousand, including principal payments of BGN 34,366.3 thousand and interest payments of BGN 1,244.5 thousand.

Central Government Guarantees, million EUR

Structure	31.12.2016	31.01.2017	28.02.2017	31.03.2017
Central government guaranteed debt	226.8	225.6	226.3	273.9
I. Domestic central government guaranteed debt	33.6	34.1	35.6	35.6
1. Guarantees under the Student and Doctoral-Candidate Loans Act	33.6	34.1	35.6	35.6
II. External central government guaranteed debt	193.2	191.6	190.7	238.3
1. World Bank	9.5	9.5	9.5	9.5
2. European Investment Bank	1.2	1.4	1.4	1.4
3. Other	182.4	180.7	179.8	227.4
Central government guaranteed debt/GDP (%)	0.5	0.5	0.5	0.6

Notes:

1. Debt at nominal value.

2. Revised GDP data for 2016 (BGN 92,635 million) and GDP projection for 2017 (BGN 97,156 million) are used in calculations.

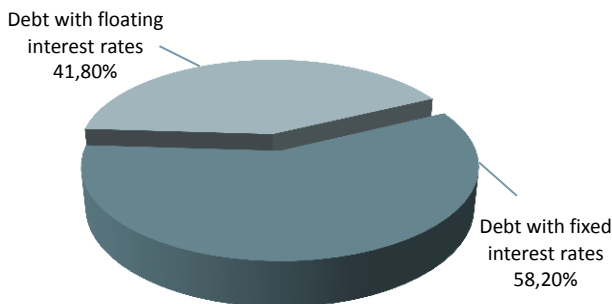
3. Debt is recalculated in euro based on end-of-period BNB central exchange rates of the relevant currencies against the Bulgarian lev by the end of the corresponding period.

4. Preliminary data.

5. For statistical reporting purposes, loans of units of the sector "General government" / incl. "Central government" subsector, "Local government" subsector and "Social security funds" subsector / for, which has issued state guarantees are recorded as debt of the relevant subsector of "General government" to which they belong.

Central Government Guaranteed Debt Interest Rate Structure

(as of 31 March 2017)

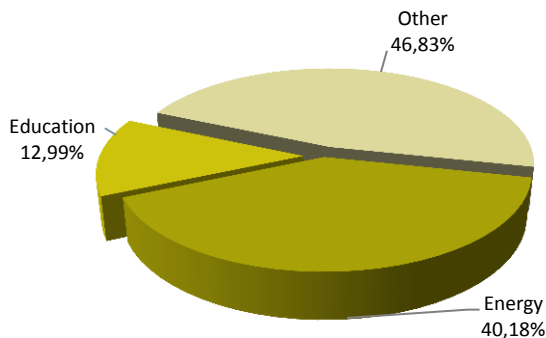


In March, in the central government guaranteed debt interest rate structure debt with fixed interest rates was 58.2 per cent and debt with floating interest rates – 41.8 per cent.

In the structure of central government guaranteed debt by sector, other industries occupied the largest share (46.8 per cent), followed by energy (40.2 per cent) and education (13.0 per cent).

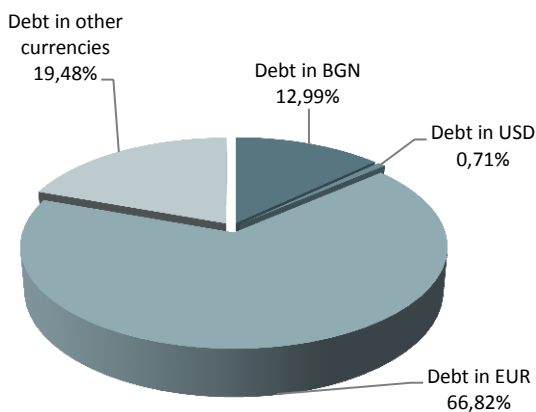
Central Government Guaranteed Debt Structure by Sector

(as of 31 March 2017)



Central Government Guaranteed Debt Currency Structure

(as of 31 March 2017)



The currency structure of central government guaranteed debt experienced certain changes due to the operations conducted during the month. At the end of the period the share of debt in euro reached 66.8 per cent, that in other currencies was 19.5 per cent, in levs and US dollars 13.0 and 0.7 per cent, respectively.

Appendix

1. Bulgarian Bonds Issued on the International Capital Markets

Bonds Issued on ICM

	Bulgarian Eurobonds issued on ICM, with a fixed interest rate of 4.25%, maturing on 9 July 2017	Bulgarian Eurobonds issued on ICM, with a fixed interest rate of 2.950%, maturing on 3 September 2024	Bulgarian Eurobonds issued on ICM under the GMTN Programme, with a fixed interest rate of 2.0%, maturing on 26 March 2022	Bulgarian Eurobonds issued on ICM under the GMTN Programme, with a fixed interest rate of 2.625%, maturing on 26 March 2027	Bulgarian Eurobonds issued on ICM under the GMTN Programme, with a fixed interest rate of 3.125%, maturing on 26 March 2035	Bulgarian Eurobonds issued on ICM, with a fixed interest rate of 1.875%, maturing on 21 March 2023 r.	Bulgarian Eurobonds issued on ICM, with a fixed interest rate of 3.0%, maturing on 21 March 2028
ISSUER	REPUBLIC OF BULGARIA	REPUBLIC OF BULGARIA	REPUBLIC OF BULGARIA	REPUBLIC OF BULGARIA	REPUBLIC OF BULGARIA	REPUBLIC OF BULGARIA	REPUBLIC OF BULGARIA
Format	Reg S	Reg S	RegS	RegS	RegS	Reg S	Reg S
Credit Ratings	Baa2/BBB	Baa2 (Moody's)/BBB- (S&P) / BBB- (Fitch)	Baa2 (Moody's)/BB+ (S&P) / BBB- (Fitch)	Baa2 (Moody's)/BB+ (S&P) / BBB- (Fitch)	Baa2 (Moody's)/BB+ (S&P) / BBB- (Fitch)	Baa2(Moody's)/BB+(S&P) / BBB- (Fitch)	Baa2(Moody's)/BB+(S&P) / BBB- (Fitch)
Issue's Rating	Baa2/BBB	Baa2 (Moody's) / BBB- (S&P) / BBB- (Fitch)	Baa2 (Moody's) / BB+ (S&P) / BBB- (Fitch)	Baa2 (Moody's) / BB+ (S&P) / BBB- (Fitch)	Baa2 (Moody's) / BB+ (S&P) / BBB- (Fitch)	Baa2Moody's)/BB+(S&P)/BBB- (Fitch)	Baa2(Moody's)/BB+(S&P)/BBB- (Fitch)
Lead Managers	BNP Paribas, HSBC, Raiffeisen Bank International	Citi, HSBC, JP Morgan	Citi, HSBC (B&D), SG CIB, UniCredit	Citi, HSBC (B&D), SG CIB, UniCredit	Citi, HSBC (B&D), SG CIB, UniCredit / Goldman Sachs International	BNP Paribas, Citigroup GML, JP Morgan S. pls, UniCredit Bank AG	BNP Paribas, Citigroup GML, JP Morgan S. pls, UniCredit Bank AG
Currency Denomination	EUR	EUR	EUR	EUR	EUR	EUR	EUR
Nominal Value	EUR 950,000,000	EUR 1,493,000,000	EUR 1,250,000,000	EUR 1,000,000,000	EUR 900,000,000	EUR 1,144,000,000	EUR 850,000,000
Pricing Date	02.07.2012	26.06.2014	19.03.2015	19.03.2015	19.03.2015/ 13.11.2015	14.03.2016	14.03.2016
Settlement Date	09.07.2012	03.07.2014	26.03.2015	26.03.2015	26.03.2015/ 20.11.2015	21.03.2016	21.03.2016
Maturity	09.07.2017	03.09.2024	26.03.2022	26.03.2027	26.03.2035	21.03.2023	21.03.2028
Date of Interest Payments	Payable annually on 9 July	Payable annually on 3 September, first interest payment on 3.09.2015	Payable annually on 26 March, first interest payment on 26.03.2016	Payable annually on 26 March, first interest payment on 26.03.2016	Payable annually on 26 March, first interest payment on 26.03.2016	Payable annually on 21 March, first interest payment on 21.03.2017	Payable annually on 21 March, first interest payment on 21.03.2017
Interest Coupon	4.250%	2.950%	2.000%	2.625%	3.125%	1.875%	3.000%
Issue Price	99.182	99.085	98.849	98.918	97.982/88.514	98.192	98.237
Yield	4.436%	3.055%	2.179%	2.732%	3.264%/3.989%	2.156%	3.179%
Receipts	EUR 941,754,000	EUR 1,478,816,500	EUR 1,235,612,500	EUR 989,180,000	EUR 832,847,000/ EUR 44,257,000	EUR 1,123,316,480	EUR 835,014,500
Interest Rate Convention	ACT/ACT	ACT/ACT	ACT/ACT	ACT/ACT	ACT/ACT	ACT/ACT	ACT/ACT
Registrar	Luxembourg Stock Exchange	Luxembourg Stock Exchange	Luxembourg Stock Exchange	Luxembourg Stock Exchange	Luxembourg Stock Exchange	Luxembourg Stock Exchange	Luxembourg Stock Exchange
ISIN	XS0802005289	XS1083844503	XS1208855616	XS1208855889	XS1208856341	XS1382693452	XS1382696398
Legislation	English	English	English	English	English	English	English
Bond Format	Registered	Registered	Registered	Registered	Registered	Registered	Registered

*- the placed volumes of the issue in the amount of EUR 850,000,000 and EUR 50,000,000.

2. Issues of Government Securities Held by Residents and Non-Residents

Government Securities Issued and Held by Non-Residents, BGN'000

Types of Government Securities	31.12.2016	31.01.2017	28.02.2017
Government securities issued for budget financing	88,854.0	86,826.9	83,458.5
- in BGN	42,782.5	40,755.4	37,387.0
- in EUR	46,071.5	46,071.5	46,071.5
Government securities issued for structural reform	14.7	9.6	9.7
- in EUR	4.7	3.2	3.2
- in USD	9.9	6.5	6.6
TOTAL	88,868.6	86,836.5	83,468.2

Government Securities Issued on the International Markets and Held by Residents, EUR million

Types of Government Securities	31.12.2016	31.01.2017	28.02.2017
Bulgarian Eurobonds with a fixed interest rate of 4.25%, maturing in 2017	513.5	513.5*	513.5
Bulgarian Eurobonds with a fixed interest rate of 2.95%, maturing in 2024	648.7	671.2	671.2
Bulgarian Eurobonds with a fixed interest rate of 2.00%, maturing in 2022	801.1	815.2*	815.2
Bulgarian Eurobonds with a fixed interest rate of 2.625%, maturing in 2027	613.3	615.3*	615.3
Bulgarian Eurobonds with a fixed interest rate of 3.125%, maturing in 2035	254.4	253.5	253.5
Bulgarian Eurobonds with a fixed interest rate of 1.875%, maturing in 2023	592.2	611.5*	611.5
Bulgarian Eurobonds with a fixed interest rate of 3.0%, maturing in 2028	344.0	332.7*	332.7
TOTAL (EUR million)	3,767.2	3,821.8*	3,943.2

*Revised data

Bulgarian Bonds Issued on International Capital Markets and Held by Residents in the Banking Sector and Other Sectors

Types of Government Securities	Currency	31.12.2016	31.01.2017	28.02.2017
Bulgarian Eurobonds with a fixed interest rate of 4.25%, maturing in 2017 XS0802005289	EUR	513.50	517.25	553.25
Held by Banking sector	EUR	418.35	422.10*	459.10
Held by Other sectors	EUR	95.15*	95.15	94.15
Bulgarian Eurobonds with a fixed interest rate of 2.95%, maturing in 2024 XS1083844503	EUR	648.72	671.22	691.42
Held by Banking sector	EUR	438.94	430.49	450.44
Held by Other sectors	EUR	209.78	240.73	240.98
Bulgarian Eurobonds with a fixed interest rate of 2%, maturing in 2022 XS1208855616	EUR	801.10	819.17	838.85
Held by Banking sector	EUR	645.25	668.33*	684.28
Held by Other sectors	EUR	155.85	150.85	154.58
Bulgarian Eurobonds with a fixed interest rate of 2.625%, maturing in 2027 XS1208855889	EUR	613.29	614.79	640.43
Held by Banking sector	EUR	392.37	394.87*	419.76
Held by Other sectors	EUR	220.92	219.92	220.67
Bulgarian Eurobonds with a fixed interest rate of 3.125%, maturing in 2035 XS1208856341	EUR	254.35	253.47	254.71
Held by Banking sector	EUR	130.63	130.63	130.63
Held by Other sectors	EUR	123.72*	122.84	124.08
Bulgarian Eurobonds with a fixed interest rate of 1.875%, maturing in 2023 XS1382693452	EUR	592.24	613.53	619.60
Held by Banking sector	EUR	418.76	438.46*	443.03
Held by Other sectors	EUR	173.48	175.07	176.57
Bulgarian Eurobonds with a fixed interest rate of 3.0%, maturing in 2028 XS1382696398	EUR	343.95	332.41	344.91
Held by Banking sector	EUR	218.79	207.04*	219.54
Held by Other sectors	EUR	125.17	125.37	125.37
	TOTAL (EUR million)	3,767.15	3,821.83*	3,943.17

*Revised data

3. Issues of Government Securities Held by Pension Funds, Pension Insurance, Insurance and Health Insurance Companies

Information about Bulgarian government securities issued on the domestic and international markets and held by non-banking financial institutions*

Source: Financial Supervision Commission

Types of Government Securities	Currency	Pension funds and pension insurance companies			Total
		Universal pension funds	Professional pension funds	VPF (incl. those by professional scheme)	
1. Government securities issued on the domestic market		514 466	65 554	43 681	623 701
1.1. BGN-denominated	BGN	233 923	29 572	20 500	283 995
1.2. EUR-denominated	EUR	279 960	35 738	23 157	338 855
1.3. USD-denominated	USD	583	244	24	852
2. Government securities issued on the international capital markets		1 372 483	124 229	100 283	1 596 995
2.1. Bulgarian Eurobonds with a fixed interest rate of 4.25%, maturing in 2017, XS0802005289	EUR	1 266	0	0	1 265
2.2. Bulgarian Eurobonds with a fixed interest rate of 2.95%, maturing in 2024, XS1083844503	EUR	322 081	28 239	27 152	377 472
2.3. Bulgarian Eurobonds with a fixed interest rate of 2.0%, maturing in 2022, XS1208855616	EUR	244 346	11 832	8 185	264 363
2.4. Bulgarian Eurobonds with a fixed interest rate of 2.625%, maturing in 2027, XS1208855889	EUR	300 872	44 188	18 602	363 661
2.5. Bulgarian Eurobonds with a fixed interest rate of 3.125%, maturing in 2035, XS1208856341	EUR	71 728	5 618	12 874	90 220
2.6. Bulgarian Eurobonds with a fixed interest rate of 1.875%, maturing in 2023, XS1382693452	EUR	234 474	27 421	25 578	287 474
2.7. Bulgarian Eurobonds with a fixed interest rate of 3.0%, maturing in 2028, XS1382696398	EUR	197 716	6 932	7 891	212 540

Notes: *Data as of 31.03.2017. Data are given in BGN'000; UPF – Universal pension fund, PPF – Professional pension fund, VPF – Voluntary pension fund, VPFPs – Voluntary pension fund by professional scheme

Information about Bulgarian government securities issued on the domestic and international markets and held by non-banking financial institutions*

Source: Financial Supervision Commission

Types of Government Securities	Currency	Insurance companies		Total
		General insurance companies	Life insurance companies	
1. Government securities issued on the domestic market		433 490	303 543	737 034
1.1. BGN-denominated	BGN	367 874	135 620	503 494
1.2. EUR-denominated	EUR	64 943	161 774	226 717
1.3. USD-denominated	USD	674	6 149	6 823
2. Government securities issued on the international markets		210 957	235 350	446 307
2.1. Bulgarian Eurobonds with a fixed interest rate of 4.25%, maturing in 2017, XS0802005289	EUR	55 092	13 349	68 441
2.2. Bulgarian Eurobonds with a fixed interest rate of 2.95%, maturing in 2024, XS1083844503	EUR	39 642	67 454	107 097
2.3. Bulgarian Eurobonds with a fixed interest rate of 2.0%, maturing in 2022, XS1208855616	EUR	15 136	3 115	18 252
2.4. Bulgarian Eurobonds with a fixed interest rate of 2.625%, maturing in 2027, XS1208855889	EUR	35 254	37 264	72 518
2.5. Bulgarian Eurobonds with a fixed interest rate of 3.125%, maturing in 2035, XS1208856341	EUR	9 091	83 821	92 912
2.6. Bulgarian Eurobonds with a fixed interest rate of 1.875%, maturing in 2023, XS1382693452	EUR	29 785	13 185	42 970
2.7. Bulgarian Eurobonds with a fixed interest rate of 3.0%, maturing in 2028, XS1382696398	EUR	26 956	17 161	44 117

Notes: *Data as of 31.12.2016. Data are given in BGN'000

*Information about Bulgarian government securities issued on the domestic and international markets and held by non-banking financial institutions**

Source: Financial Supervision Commission

Types of Government Securities	Currency	Other non-banking financial institutions (Investment firms and CIS)*
1. Government securities issued on the domestic market		5 859
1.1. BGN-denominated	BGN	5 850
1.3. USD-denominated	USD	9
2. Government securities issued on the international markets		1 655
2.1. Bulgarian Eurobonds with a fixed interest rate of 2.95%, maturing in 2024, XS1083844503	EUR	1 655

Notes: Data as of 31.12.2016. Data are given in BGN'000

CIS - collective investment schemes, which under Bulgarian law are investment companies of open and closed-end type and mutual funds;

* The data relate only to the investment and trading portfolios of non-bank investment firms.

4. Size, Structure and Dynamics of Government and Government Guaranteed Debt

Government and Government Guaranteed Debt, million EUR

	as of 31.12.2016	as of 31.01.2017	as of 28.02.2017	as of 31.03.2017
Government debt*				
Domestic government debt	3,438.2	3,241.6	3,086.6	3,137.5
I.GS issued for financing the budget	3,385.8	3,206.8	3,051.5	3,102.6
II.GS issued for structural reform	52.4	34.8	35.1	34.9
External Government Debt	9,728.1	9,728.7	9,729.3	9,706.7
I. Bonds issued in ICM	7,587.0	7,587.0	7,587.0	7,587.0
II. Loans	2,141.1	2,141.7	2,142.3	2,119.7
Government debt, total	13,166.3	12,970.3	12,815.9	12,844.2
Total government debt/GDP (%)	27.8	26.1	25.8	25.9
Government guaranteed debt				
Domestic government guaranteed debt	33.6	34.1	35.6	35.6
External government guaranteed debt	821.9	821.2	819.8	867.0
Government guaranteed debt, total	855.5	855.3	855.4	902.5
Government guaranteed debt/GDP (%)	1.8	1.7	1.7	1.8

* - "Government debt" is any debt issued pursuant to the Government Debt Law.

Notes:

1. Debt at nominal value.

2. Revised GDP data for 2016 (BGN 92,635 million) and GDP projection for 2017 (BGN 97,156 million) are used in calculations.

3. Debt in euro is recalculated based on end-of-period BNB central exchange rates of the relevant currencies against the Bulgarian lev.

4. Preliminary data for the last month.

CENTRAL GOVERNMENT DEBT AND GUARANTEES

Monthly Bulletin / March 2017

ISSN 2367-868X

The contents of the bulletin may be quoted or reproduced without further permission. Due acknowledgment is requested.

Published by the Ministry of Finance
Government Debt Directorate

tel. (+359 2) 9859 2464 , (+359 2) 9859 2468

<http://www.minfin.bg/bg/statistics/20>

Ministry of Finance address in Reuters: MFBG01