

MINISTRY OF FINANCE

**GOVERNMENT DEBT
MANAGEMENT**

JUNE 2005

ISSN 1311 – 0047

This issue includes materials and data received prior to 15 July 2005.

The contents of the *Government Debt Management* bulletin may be quoted or reproduced without further permission. Due acknowledgment is requested.

Published by the Ministry of Finance, Government Debt Directorate, tel. 9859 2497, 9859 2452.

Website: www.minfin.bg

Subscriptions: tel. 9145 1351

Computer typeset: Publications Division of the Bulgarian National Bank.
Printed and bound in the BNB Printing Centre.

CONTENTS

1	Budget Deficit Financing by Government Securities Issues	5
2	Domestic Debt Dynamics	31
3	External Debt Dynamics	40
4	Government Debt Structure	44
5	Municipal Debt and Social Security Funds Debt	50
6	Consolidated Government Debt	52

Abbreviations

BGN	–	<i>The abbreviation of the Redenominated Bulgarian Lev</i>
BIR	–	<i>Base Interest Rate</i>
BNB	–	<i>Bulgarian National Bank</i>
CB	–	<i>Commercial Banks</i>
CM	–	<i>Council of Ministers</i>
CMD	–	<i>Council of Ministers Decree</i>
CSB	–	<i>Consolidated State Budget</i>
EBRD	–	<i>European Bank for Reconstruction and Development</i>
EIB	–	<i>Economic and Investment Bank</i>
GDP	–	<i>Gross Domestic Product</i>
GS	–	<i>Government Securities</i>
IMF	–	<i>International Monetary Fund</i>
JBIC	–	<i>Japan Bank for International Cooperation</i>
LBNB	–	<i>Law on the Bulgarian National Bank</i>
LSPDACB	–	<i>Law on State Protection of Deposits and Accounts with Commercial Banks in Respect Whereof the BNB Has Petitioned the Institution of Bankruptcy Proceedings</i>
MF	–	<i>Ministry of Finance</i>
SBL of RB	–	<i>State Budget Law of the Republic of Bulgaria</i>
SDR	–	<i>Special Drawing Rights</i>
TFP	–	<i>Transitional and Final Provisions</i>
UBB	–	<i>United Bulgarian Bank</i>
ZUNK	–	<i>Bulgarian abbreviation of the Law on Settlement of Nonperforming Credits Negotiated prior to 31 December 1990 (LSNC)</i>



BUDGET DEFICIT FINANCING BY GOVERNMENT SECURITIES ISSUES

In June the Ministry of Finance issued through an auction organized by the BNB one long-term treasury bonds issue. The issues comprised ten-year tap government securities (No. BG2040005212).

At the auction primary dealers' bids totaled BGN 86,325 thousand (Chart 1). Approved bids totaled BGN 15,000 thousand nominal value (Charts 2 and 3). Coverage coefficient of the issue approved for sale in June accounted for 5.76 (Chart 4).

Government securities issued in June decreased by BGN 16.4 million on a year earlier basis (Chart 2).

Chart 1

Government Securities Issue in May and June

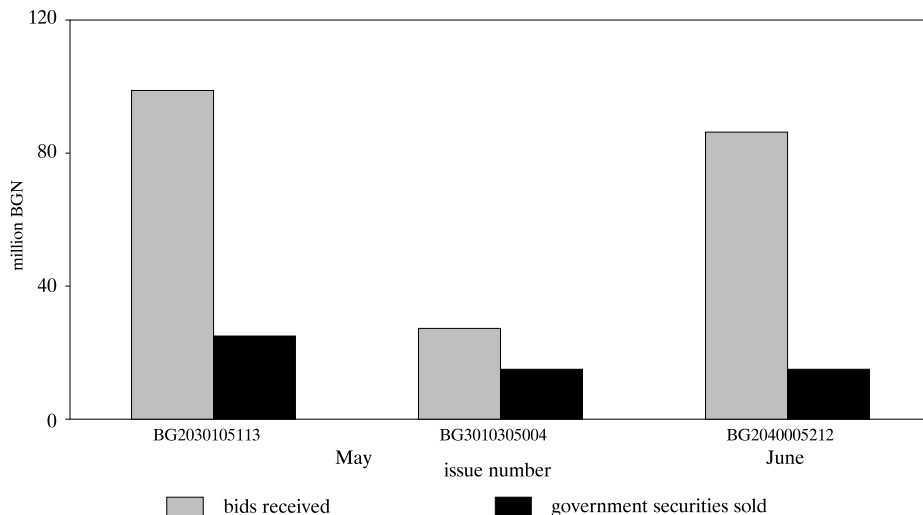


Chart 2

Sales of Government Securities Issues

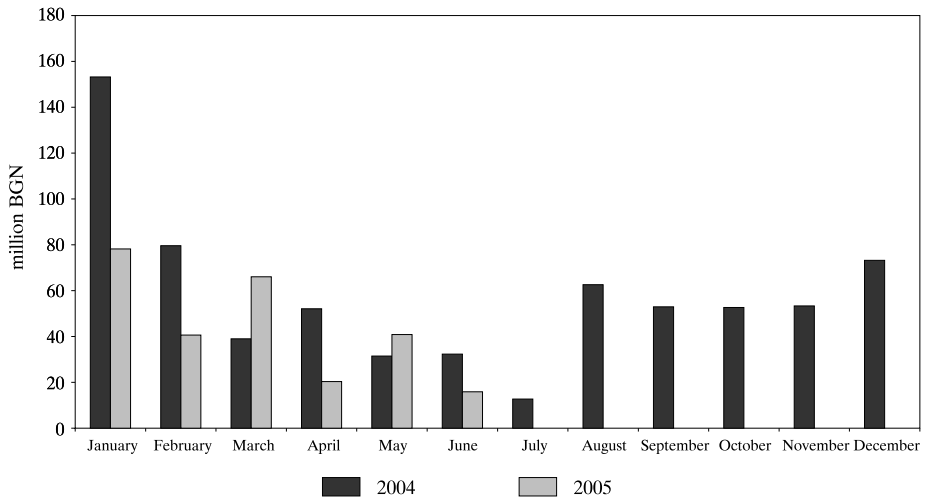
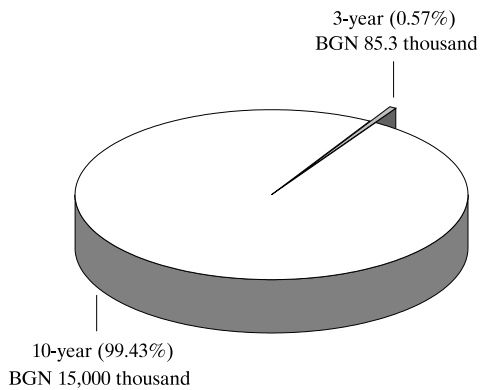
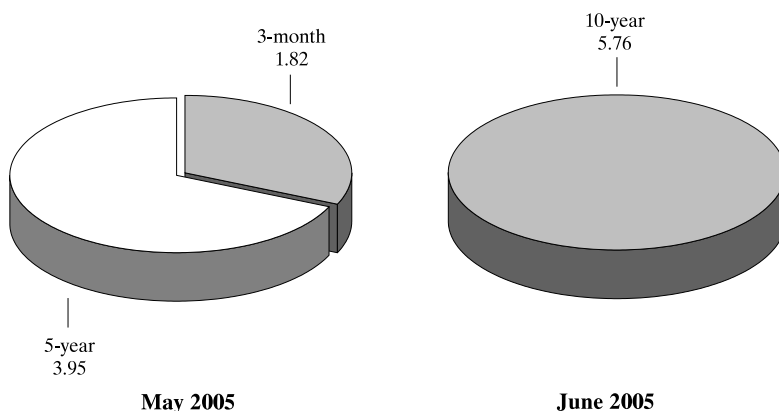


Chart 3

Structure and Volume of Government Securities Issued for Budget Deficit Financing in June



Note: Including target government securities.

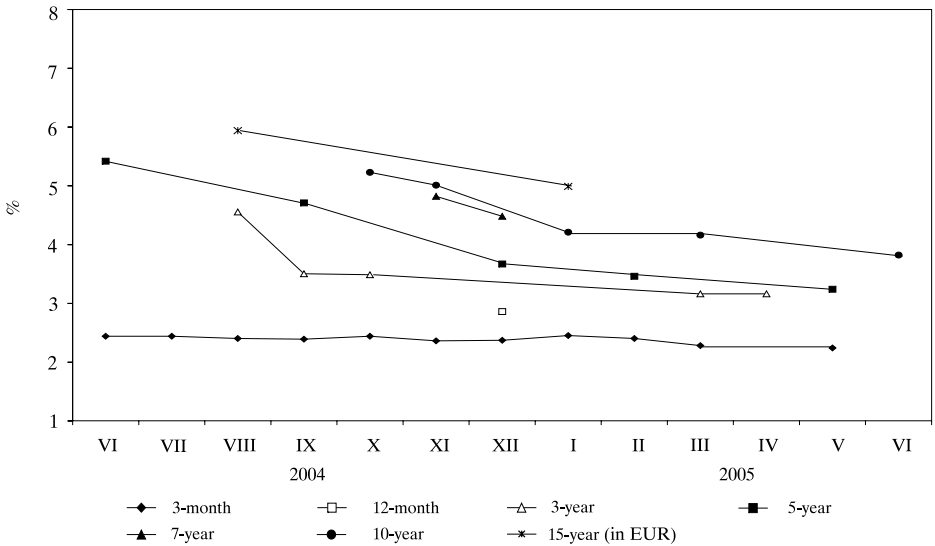
Bid-to-Cover Ratios of Issues Sold

In the review period the yield attained in the primary market reflected demand for government securities as a whole. The yield on the offered ten-year government securities amounted to 3.82% posting a decreased of 0.34 points compared with the previous opening of the issue in March (Charts 5, 6 and 8).

One 2005 three-month treasury bills issue (BG3010205006) matured in June.

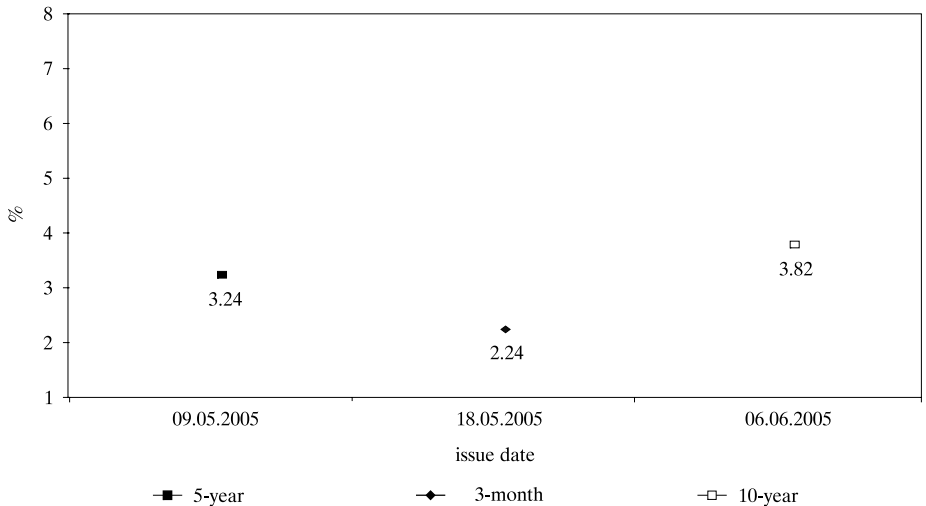
In the review period one BGN-denominated three-year treasury bonds issue earmarked for direct sale to individuals was put in circulation: issue No. 606 of 22 June 2005. The issue is still in circulation (Chart 11). During the period under review reverse repurchases accounted for BGN 175.1 thousand (Chart 12).

Yield of Primary Market Government Securities



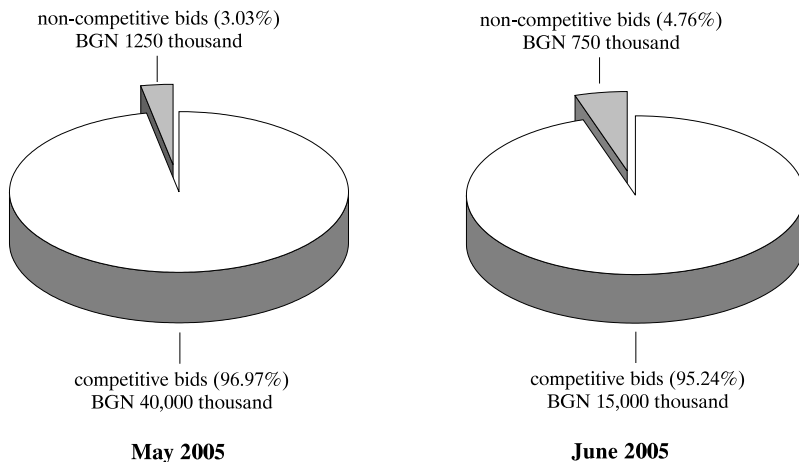
Note: Yield on an effective annual basis.

Dynamics of the Average Annual Yield of Primary Market Government Securities

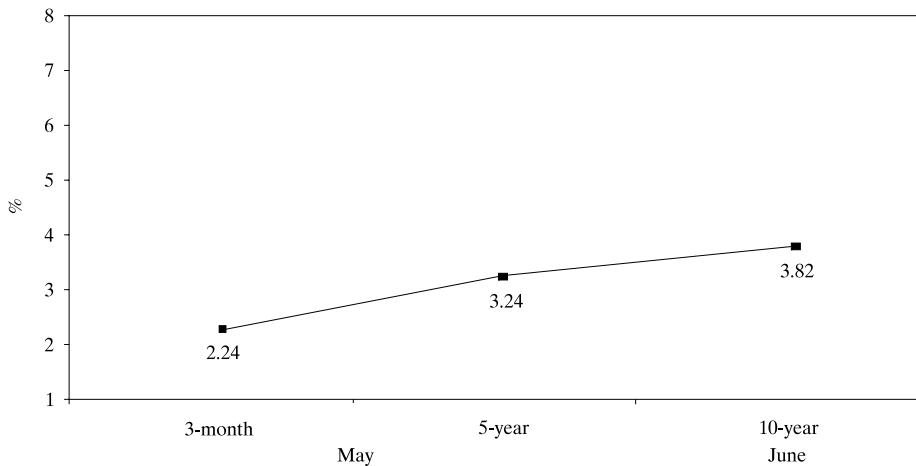


Note: The five- and ten-year government securities issues are tap issues. The above dates indicate the auction dates.

Government Securities Bought in the Primary Market through Competitive and Non-competitive Bids



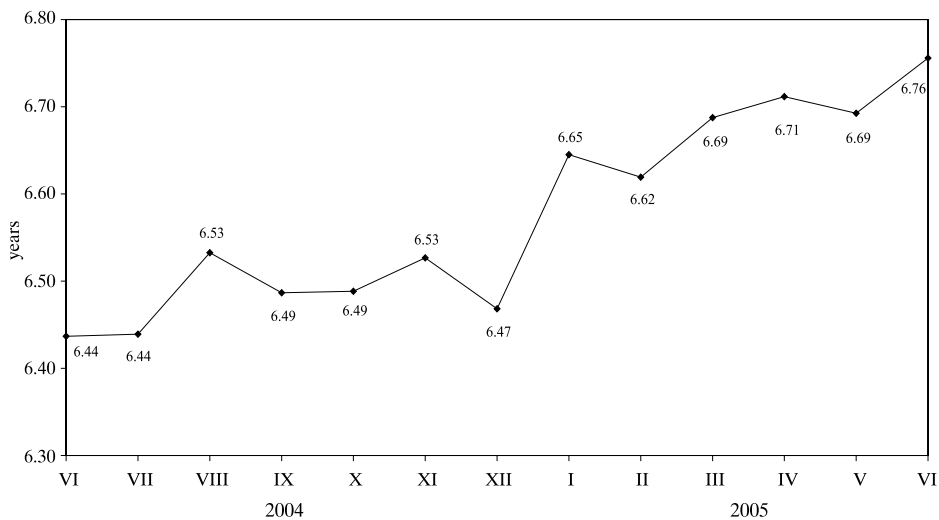
Yield Curve of Primary Market Government Securities in May and June



Note: Since 22 November 2004 government securities yield has been calculated according to ISMA-International Yield.

Chart 9

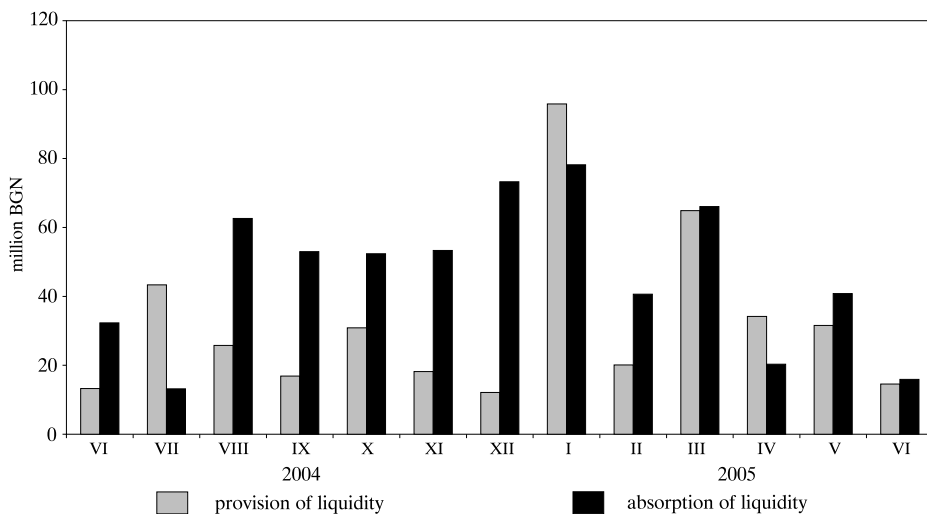
Average Term of Outstanding Government Securities Issues by Year



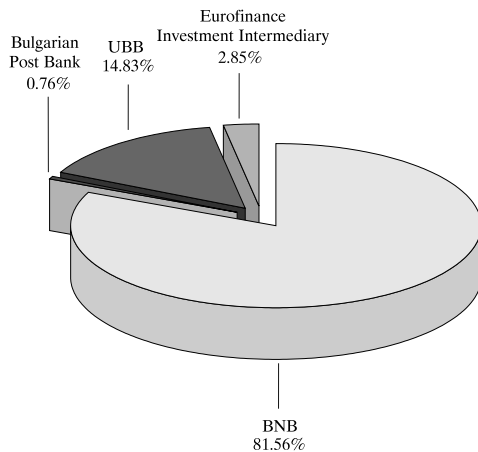
Note: The average term is calculated on the basis of the maturity structure of government securities issued for budget deficit financing.

Chart 10

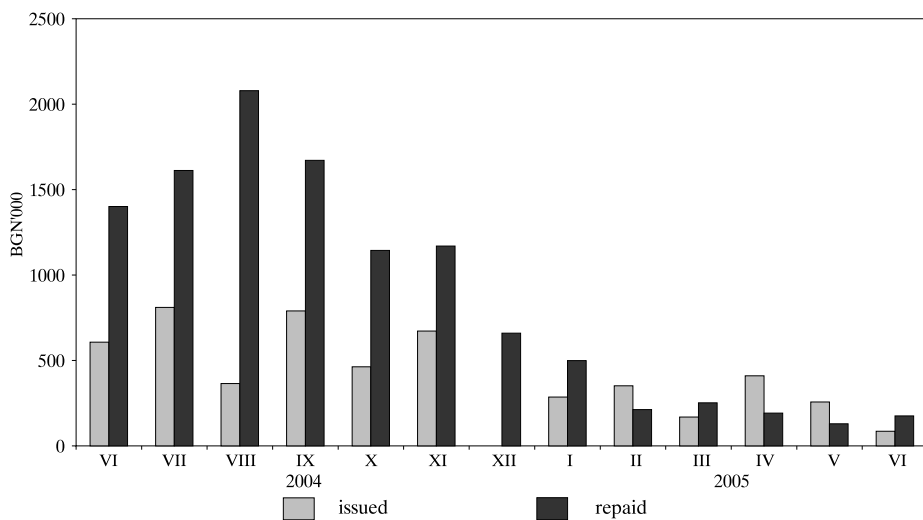
Monthly Liquidity Regulation through Government Securities Maturities and Issues



Primary Dealers' Direct Sales of Target Government Securities in June



Issued and Repaid Target Government Securities



Outstanding Government Securities

Discount Treasury Bills

3-month government securities	12-month government securities	
Issue No.	BG3010305004	BG3011204008
Issue date	18.05.2005	15.12.2004
Maturity date	18.08.2005	15.12.2005
Nominal value of the offer (BGN'000)	15 000.00	20 000.00
Total nominal value of the bids received (BGN'000)	27 300.00	40 950.00
Total nominal value of the bids approved (BGN'000)	15 000.00	20 000.00
Average price of the bids approved per BGN 100 (%)	99.43	97.18
Average discount per BGN 100 (%)	0.57	2.82
Average annual yield (%)	2.24	2.86
Effective annual yield (%)	2.26	2.86
Bid-to-cover ratio	1.82	2.05

Note: Since 22 November 2004 government securities yield has been calculated according to ISMA-International Yield.

Treasury Bonds

3-year government securities

Issue No.	First opening	BG2030302116 ³ Second opening	Third opening	Total for the issue	First opening	BG2030402114 ⁴ Second opening	Total for the issue
Auction date	29.07.2002	28.10.2002	25.11.2002		09.09.2002	09.12.2002	
Issue date	31.07.2002	31.07.2002	31.07.2002	31.07.2002	11.09.2002	11.09.2002	11.09.2002
Maturity date	31.07.2005	31.07.2005	31.07.2005	31.07.2005	11.09.2005	11.09.2005	11.09.2005
Nominal value of the offer (BGN'000)	25 000.00	25 000.00	33 100.00	83 100.00	25 000.00	25 000.00	50 000.00
Total nominal value of the bids received (BGN'000)	24 200.00	44 150.00	92 265.70	160 615.70	33 700.00	66 700.00	100 400.00
Total nominal value of the bids approved (BGN'000)	16 900.00	25 000.00	33 100.00	75 000.00	25 000.00	25 000.00	50 000.00
Average price of the bids approved per BGN 100 (%)	98.83	98.67	99.57	99.10	99.13	100.80	99.97
Interest rate	5.75	5.75	5.75	5.75	6.00	6.00	6.00
Bid-to-cover ratio	0.97	1.77	2.79	1.93	1.35	2.67	2.01
Average annual yield (%)	6.18	6.24	5.91	6.08	6.32	5.71	6.01

(continued)

3-year government securities

(continued)

Issue No.	BG2030103118 ⁴			BG2030104116 ⁴			Total for the issue	Fifth opening	Total for the issue
	First opening	Second opening	Total for the issue	First opening	Second opening	Third opening			
Auction date	20.01.2003	21.04.2003	22.01.2003	16.02.2004	19.04.2004	09.08.2004	20.09.2004	11.10.2004	18.02.2004
Issue date	22.01.2003	22.01.2003	22.01.2003	18.02.2004	18.02.2004	18.02.2004	18.02.2004	18.02.2004	18.02.2004
Maturity date	22.01.2006	22.01.2006	22.01.2006	18.02.2007	18.02.2007	18.02.2007	18.02.2007	18.02.2007	18.02.2007
Nominal value of the offer (BGN'000)	25 000.00	25 000.00	50 000.00	20 000.00	20 000.00	20 000.00	20 000.00	20 000.00	100 000.00
Total nominal value of the bids received (BGN'000)	62 650.00	42 850.00	105 500.00	93 850.00	48 250.00	46 040.00	43 500.00	53 900.00	285 540.00
Total nominal value of the bids approved (BGN'000)	25 000.00	25 000.00	50 000.00	20 000.00	20 000.00	20 000.00	20 000.00	20 000.00	100 000.00
Average price of the bids approved per BGN 100 (%)	101.57	101.01	101.29	99.76	100.11	100.08	100.03	100.08	100.00
Interest rate	5.50	5.50	5.50	3.30	3.30	4.58	3.51	3.51	3.68
Bid-to-cover ratio	2.51	1.71	2.11	4.69	2.41	2.30	2.18	2.70	2.86
Average annual yield (%)	4.93	5.13	5.03	3.39	3.26	4.55	3.50	3.48	3.68

(continued)

3-year government securities

(continued)

Issue No.	First opening	BG20300051154 Second opening	Total for the issue
Auction date	14.03.2005	04.04.2005	
Issue date	16.03.2005	16.03.2005	16.03.2005
Maturity date	16.03.2008	16.03.2008	16.03.2008
Nominal value of the offer (BGN'000)	25 000.00	20 000.00	45 000.00
Total nominal value of the bids received (BGN'000)	78 870.00	73 120.00	151 990.00
Total nominal value of the bids approved (BGN'000)	25 000.00	20 000.00	45 000.00
Average price of the bids approved per BGN 100 (%)	101.06	101.03	101.04
Interest rate	3.50	3.50	3.50
Bid-to-cover ratio	3.15	3.66	3.38
Average annual yield (%)	3.16	3.16	3.16

(continued)

5-year government securities

(continued)

Issue No.	BG2030301118 ³			BG2030501113 ³			Total for the issue**	Third opening	Second opening	Third opening	Total for the issue
Auction date	23.04.2001	21.05.2001	25.06.2001	25.04.2001	25.04.2001	25.04.2001	23.07.2001	20.08.2001	24.09.2001	25.07.2001	25.07.2001
Issue date	25.04.2001	25.04.2001	25.04.2001	25.04.2001	25.04.2001	25.04.2006	25.07.2001	25.07.2001	25.07.2001	25.07.2001	25.07.2001
Maturity date	25.04.2006	25.04.2006	25.04.2006	25.04.2006	25.04.2006	25.04.2006	25.07.2006	25.07.2006	25.07.2006	25.07.2006	25.07.2006
Nominal value of the offer (BGN'000)	20 000.00	20 000.00	20 000.00	20 000.00	20 000.00	60 000.00	20 000.00	20 000.00	20 000.00	20 000.00	60 000.00
Total nominal value of the bids received (BGN'000)	55 846.00	60 050.00	49 500.00	49 500.00	165 396.00	51 650.00	41 950.00	46 470.00	46 470.00	140 070.00	140 070.00
Total nominal value of the bids approved (BGN'000)	20 000.00	20 000.00	20 000.00	20 000.00	60 000.00	20 000.00	20 000.00	20 000.00	20 000.00	20 000.00	60 000.00
Average price of the bids approved per BGN 100 (%)	103.61	104.48	104.66	104.66	104.25	100.79	100.79	100.10	100.40	100.43	100.43
Interest rate	8.00	8.00	8.00	8.00	8.00	7.00	7.00	7.00	7.00	7.00	7.00
Bid-to-cover ratio	2.79	3.00	2.48	2.48	2.76	2.58	2.58	2.10	2.32	2.33	2.33
Average annual yield (%)	7.13	6.92	6.88	6.88	6.98	6.81	6.81	6.98	6.90	6.90	6.90

(continued)

5-year government securities

(continued)

Issue No.	BG2030701119 ³			BG2030002112 ²			Total for the issue	Fourth opening	Total for the issue
	First opening	Second opening	Third opening	First opening	Second opening	Third opening			
Auction date	22.10.2001	26.11.2001	21.12.2001	07.01.2002	11.02.2002	08.04.2002	07.05.2002		
Issue date	24.10.2001	24.10.2001	24.10.2001	09.01.2002	09.01.2002	09.01.2002	09.01.2002	09.01.2002	09.01.2002
Maturity date	24.10.2006	24.10.2006	24.10.2006	09.01.2007	09.01.2007	09.01.2007	09.01.2007	09.01.2007	09.01.2007
Nominal value of the offer (BGN'000)	20 000.00	20 000.00	20 000.00	25 000.00	20 000.00	25 000.00	20 000.00	20 000.00	90 000.00
Total nominal value of the bids received (BGN'000)	43 400.00	55 400.00	28 750.00	62 850.00	72 470.00	47 080.00	36 250.00	218 650.00	
Total nominal value of the bids approved (BGN'000)	20 000.00	20 000.00	20 000.00	25 000.00	20 000.00	25 000.00	20 000.00	20 000.00	90 000.00
Average price of the bids approved per BGN 100 (%)	100.22	100.36	100.20	100.71	101.98	102.01	102.07	101.66	
Interest rate	7.00	7.00	7.00	7.00	7.00	7.00	7.00	7.00	7.00
Bid-to-cover ratio	2.17	2.77	1.44	2.51	3.62	1.88	1.81	2.43	
Average annual yield (%)	6.95	6.91	6.95	6.83	6.53	6.52	6.51	6.60	

(continued)

5-year government securities

(continued)

Issue No.	BG2030202118 ²				BG2030003110 ³				
	First opening	Second opening	Third opening	Fourth opening	Total for the issue	First opening	Second opening	Third opening	Total for the issue
Auction date	08.07.2002	12.08.2002	07.10.2002	11.11.2002		13.01.2003	10.02.2003	02.06.2003	
Issue date	10.07.2002	10.07.2002	10.07.2002	10.07.2002	10.07.2002	15.01.2003	15.01.2003	15.01.2003	15.01.2003
Maturity date	10.07.2007	10.07.2007	10.07.2007	10.07.2007	10.07.2007	15.01.2008	15.01.2008	15.01.2008	15.01.2008
Nominal value of the offer (BGN'000)	25 000.00	20 000.00	25 000.00	20 000.00	90 000.00	30 000.00	25 000.00	20 000.00	75 000.00
Total nominal value of the bids received (BGN'000)	38 080.00	19 100.00	49 950.00	67 184.70	174 314.70	87 720.00	50 900.00	49 450.00	188 070.00
Total nominal value of the bids approved (BGN'000)	25 000.00	14 750.00	25 000.00	20 000.00	84 750.00	30 000.00	25 000.00	20 000.00	75 000.00
Average price of the bids approved per BGN 100 (%)	99.81	98.45	98.78	99.52	99.20	100.42	100.55	100.40	100.46
Interest rate	6.50	6.50	6.50	6.50	6.50	5.625	5.625	5.625	5.625
Bid-to-cover ratio	1.52	0.96	2.00	3.36	1.94	2.92	2.04	2.47	2.51
Average annual yield (%)	6.55	6.87	6.79	6.61	6.69	5.53	5.50	5.53	5.52

(continued)

5-year government securities

(continued)

Issue No.	First opening	Second opening	Third opening	Fourth opening	Fifth opening	Total for the issue
			BG2030203116 ¹			
Auction date	07.07.2003	04.08.2003	08.09.2003	12.11.2003	01.12.2003	
Issue date	09.07.2003	09.07.2003	09.07.2003	09.07.2003	09.07.2003	09.07.2003
Maturity date	09.07.2008	09.07.2008	09.07.2008	09.07.2008	09.07.2008	09.07.2008
Nominal value of the offer (BGN'000)	25 000.00	15 000.00	20 000.00	20 000.00	20 000.00	100 000.00
Total nominal value of the bids received (BGN'000)	47 300.00	37 150.00	43 600.00	56 500.00	60 750.00	245 300.00
Total nominal value of the bids approved (BGN'000)	25 000.00	15 000.00	20 000.00	20 000.00	20 000.00	100 000.00
Average price of the bids approved per BGN 100 (%)	99.12	98.33	98.25	99.22	99.48	98.92
Interest rate	4.75	4.75	4.75	4.75	4.75	4.75
Bid-to-cover ratio	1.89	2.48	2.18	2.83	3.04	2.45
Average annual yield (%)	4.95	5.13	5.15	4.93	4.87	5.00

(continued)

5-year government securities

(continued)

Issue No.	BG2030004118 ¹					BG2030105113		Total for the issue	Total for the issue
	First opening	Second opening	Third opening	Fourth opening	Fifth opening	First opening	Second opening		
Auction date	05.01.2004	01.03.2004	07.06.2004	13.09.2004	20.12.2004	14.02.2005	09.05.2005		
Issue date	07.01.2004	07.01.2004	07.01.2004	07.01.2004	07.01.2004	16.02.2005	11.05.2005	16.02.2005	16.02.2005
Maturity date	07.01.2009	07.01.2009	07.01.2009	07.01.2009	07.01.2009	16.02.2010	16.02.2010	16.02.2010	16.02.2010
Nominal value of the offer (BGN'000)	20 000.00	20 000.00	20 000.00	20 000.00	20 000.00	25 000.00	25 000.00	25 000.00	25 000.00
Total nominal value of the bids received (BGN'000)	84 450.00	60 120.00	35 850.00	76 600.00	92 285.00	108 300.00	98 810.00	108 300.00	108 300.00
Total nominal value of the bids approved (BGN'000)	20 000.00	20 000.00	20 000.00	20 000.00	20 000.00	25 000.00	25 000.00	25 000.00	25 000.00
Average price of the bids approved per BGN 100 (%)	99.79	100.72	96.88	99.94	103.98	101.43	102.36	101.43	101.43
Interest rate	4.70	4.70	4.70	4.70	4.70	3.75	3.75	3.75	3.75
Bid-to-cover ratio	4.22	3.01	1.79	3.83	4.61	4.33	3.95	4.33	4.33
Average annual yield (%)	4.75	4.54	5.42	4.71	3.67	3.46	3.24	3.46	3.46

(continued)

7-year government securities

(continued)

Issue No.	BG2040001211 ⁴		BG2040002219 ⁴		BG2040102217 ³		Total for the issue	Third opening	Total for the issue
	First opening	Second opening	First opening	Second opening	First opening	Second opening			
Auction date	29.10.2001	30.11.2001	14.01.2002	21.01.2002	18.02.2002	18.03.2002	13.05.2002		
Issue date	31.10.2001	31.10.2001	16.01.2002	16.01.2002	20.02.2002	20.02.2002	20.02.2002	20.02.2002	20.02.2002
Maturity date	31.10.2008	31.10.2008	16.01.2009	16.01.2009	20.05.2009	20.05.2009	20.05.2009	20.05.2009	20.05.2009
Nominal value of the offer (BGN'000)	30 000.00	11 070.00	30 000.00	30 000.00	30 000.00	25 000.00	35 000.00	30 000.00	90 000.00
Total nominal value of the bids received (BGN'000)	53 672.00	54 615.00	106 295.00	99 331.00	63 350.00	58 812.00	58 300.00	180 462.00	
Total nominal value of the bids approved (BGN'000)	18 930.00	11 070.00	30 000.00	50 000.00	30 000.00	25 000.00	35 000.00	30 000.00	90 000.00
Average price of the bids approved per BGN 100 (%)	95.45	98.19	100.47	101.46	99.05	99.77	99.44	99.40	99.40
Interest rate	7.50	7.50	7.50	7.50	7.00	7.00	7.00	7.00	7.00
Bid-to-cover ratio	1.79	4.93	3.54	3.31	2.11	2.35	1.67	1.67	2.01
Average annual yield (%)	8.37	7.84	7.41	7.23	7.17	7.04	7.10	7.10	7.10

(continued)

7-year government securities

(continued)

Issue No.	BG2040302213 ²					BG2040103215 ¹					
	First opening	Second opening	Third opening	Fourth opening	Total for the issue	First opening	Second opening	Third opening	Fourth opening	Fifth opening	Total for the issue
Auction date	15.07.2002	19.08.2002	14.10.2002	18.11.2002		03.02.2003	14.04.2003	07.05.2003	21.07.2003	20.10.2003	
Issue date	17.07.2002	17.07.2002	17.07.2002	17.07.2002	17.07.2002	05.02.2003	05.02.2003	05.02.2003	05.02.2003	05.02.2003	05.02.2003
Maturity date	17.07.2009	17.07.2009	17.07.2009	17.07.2009	17.07.2009	05.02.2010	06.02.2010	05.02.2010	05.02.2010	05.02.2010	05.02.2010
Nominal value of the offer (BGN'000)	20 000.00	15 000.00	20 000.00	15 000.00	70 000.00	20 000.00	20 000.00	20 000.00	15 000.00	30 000.00	105 000.00
Total nominal value of the bids received (BGN'000)	29 863.50	24 239.00	48 880.30	86 964.00	189 946.80	77 850.00	49 650.00	34 800.00	46 260.00	68 030.00	276 590.00
Total nominal value of the bids approved (BGN'000)	20 000.00	15 000.00	20 000.00	15 000.00	70 000.00	20 000.00	20 000.00	20 000.00	15 000.00	30 000.00	105 000.00
Average price of the bids approved per BGN 100 (%)	98.39	96.38	96.63	99.09	97.61	100.42	98.90	98.06	101.92	102.27	100.42
Interest rate	7.00	7.00	7.00	7.00	7.00	5.875	5.875	5.875	5.875	5.875	5.875
Bid-to-cover ratio	1.49	1.62	2.44	5.80	2.71	3.89	2.48	1.74	3.08	2.27	2.63
Average annual yield (%)	7.30	7.68	7.63	7.17	7.44	5.80	6.07	6.22	5.54	5.48	5.80

(continued)

7-year government securities

(continued)

Issue No.	BG2040203213 ^{4*}			BG2040104213 ²			Total for the issue	Fourth opening	Total for the issue
	First opening	Second opening	Total for the issue	First opening	Second opening	Third opening			
Auction date	18.02.2003	10.03.2003		09.02.2004	03.05.2004	01.11.2004		07.12.2004	
Issue date	24.02.2003	24.02.2003	24.02.2003	11.02.2004	11.02.2004	11.02.2004		11.02.2004	11.02.2004
Maturity date	24.05.2010	24.05.2010	24.05.2010	11.02.2011	11.02.2011	11.02.2011		11.02.2011	11.02.2011
Nominal value of the offer (BGN'000)	50 000.00	25 000.00	75 000.00	20 000.00	20 000.00	20 000.00		20 000.00	60 000.00
Total nominal value of the bids received (BGN'000)	139 990.00	76 475.00	216 465.00	76 850.00	39 060.00	90 400.00		97 000.00	206 310.00
Total nominal value of the bids approved (BGN'000)	50 000.00	55 000.00	105 000.00	20 000.00	20 000.00	20 000.00		20 000.00	60 000.00
Average price of the bids approved per BGN 100 (%)	100.99	100.55	100.76	98.42	96.77	99.61		101.69	99.12
Interest rate	5.75	5.75	5.75	4.75	4.75	4.75		4.75	4.75
Bid-to-cover ratio	2.80	3.06	2.89	3.84	1.95	4.52		4.85	3.44
Average annual yield (%)	5.58	5.65	5.62	5.02	5.31	4.82		4.48	4.91

(continued)

10 -year government securities

(continued)

Issue No.	BG2040202215 ²				BG20400032174			
	First opening	Second opening	Third opening	Fourth opening	Total for the issue	First opening	Second opening	Total for the issue
Auction date	15.04.2002	22.04.2002	17.06.2002	22.07.2002	17.04.2002	06.01.2003	31.03.2003	08.01.2003
Issue date	17.04.2002	17.04.2002	17.04.2002	17.04.2002	17.04.2002	08.01.2003	08.01.2003	08.01.2003
Maturity date	17.04.2012	17.04.2012	17.04.2012	17.04.2012	17.04.2012	08.01.2013	08.01.2013	08.01.2013
Nominal value of the offer (BGN'000)	15 000.00	25 000.00	25 000.00	25 000.00	90 000.00	30 000.00	20 000.00	50 000.00
Total nominal value of the bids received (BGN'000)	72 080.00	59 589.60	42 338.50	28 859.30	202 867.40	94 289.80	56 355.00	150 644.80
Total nominal value of the bids approved (BGN'000)	15 000.00	25 000.00	25 000.00	19 920.00	84 920.00	30 000.00	20 000.00	50 000.00
Average price of the bids approved per BGN 100 (%)	98.14	96.77	95.92	93.76	96.06	104.08	105.18	104.52
Interest rate	7.50	7.50	7.50	7.50	7.50	7.50	7.50	7.50
Bid-to-cover ratio	4.81	2.38	1.69	1.15	2.25	3.14	2.82	3.01
Average annual yield (%)	7.77	7.97	8.10	8.44	8.08	6.93	6.78	6.87

(continued)

10 -year government securities

(continued)

Issue No.	BG2040303211 ⁴			BG2040004215 ²			Total for the issue
	First opening	Second opening	Total for the issue	First opening	Second opening	Third opening	
Auction date	30.06.2003	29.09.2003		02.02.2004	13.04.2004	04.10.2004	15.11.2004
Issue date	02.07.2003	02.07.2003	02.07.2003	04.02.2004	04.02.2004	04.02.2004	04.02.2004
Maturity date	02.07.2013	02.07.2013	02.07.2013	04.02.2014	04.02.2014	04.02.2014	04.02.2014
Nominal value of the offer (BGN'000)	20 000.00	30 000.00	50 000.00	20 000.00	20 000.00	20 000.00	40 000.00
Total nominal value of the bids received (BGN'000)	69 350.00	78 753.00	148 103.00	85 300.00	82 680.00	86 010.00	78 128.00
Total nominal value of the bids approved (BGN'000)	20 000.00	30 000.00	50 000.00	20 000.00	20 000.00	20 000.00	40 000.00
Average price of the bids approved per BGN 100 (%)	98.82	97.71	98.15	97.85	99.20	99.75	101.47
Interest rate	5.75	5.75	5.75	5.20	5.20	5.20	5.20
Bid-to-cover ratio	3.47	2.63	2.96	4.27	4.13	4.30	3.91
Average annual yield (%)	5.91	6.06	6.00	5.48	5.30	5.23	5.01

(continued)

10 -year government securities

(continued)

Issue No.	First opening	Second opening	BG2040005212 ³	Third opening	Total for the issue
Auction date	10.01.2005	07.03.2005	06.06.2005	12.01.2005	12.01.2005
Issue date	12.01.2005	12.01.2005	12.01.2015	12.01.2015	12.01.2015
Maturity date	12.01.2015	12.01.2015	12.01.2015	12.01.2015	12.01.2015
Nominal value of the offer (BGN'000)	25 000.00	25 000.00	15 000.00	15 000.00	65 000.00
Total nominal value of the bids received (BGN'000)	130 600.00	102 150.00	86 325.00	86 325.00	319 075.00
Total nominal value of the bids approved (BGN'000)	25 000.00	25 000.00	15 000.00	15 000.00	65 000.00
Average price of the bids approved per BGN 100 (%)	100.68	101.09	103.74	103.74	101.54
Interest rate	4.25	4.25	4.25	4.25	4.25
Bid-to-cover ratio	5.22	4.09	5.76	5.76	4.91
Average annual yield (%)	4.21	4.16	3.82	3.82	4.10

(continued)

15-year government securities

(continued)

Issue No.	First opening	Second opening	BG2040403219 ^{2*} Third opening	Fourth opening	Total for the issue
Auction date	03.11.2003	19.01.2004	02.08.2004	03.01.2005	
Issue date	12.11.2003	12.11.2003	12.11.2003	12.11.2003	12.11.2003
Maturity date	11.10.2018	11.10.2018	11.10.2018	11.10.2018	11.10.2018
Nominal value of the offer (BGN'000)	20 000.00	50 000.00	15 000.00	15 000.00	85 000.00
Total nominal value of the bids received (BGN'000)	73 628.54	124 820.00	62 878.00	89 545.00	261 326.54
Total nominal value of the bids approved (BGN'000)	20 000.00	50 000.00	15 000.00	15 000.00	85 000.00
Average price of the bids approved per BGN 100 (%)	94.81	99.43	100.59	110.58	98.55
Interest rate	6.00	6.00	6.00	6.00	6.00
Bid-to-cover ratio	3.68	2.50	4.19	5.97	3.07
Average annual yield (%)	6.55	6.06	5.94	4.99	6.15

¹The price indicated in the *Total for the issue* column is a result of the five auctions organized for sale of this issue.

²The price indicated in the *Total for the issue* column is a result of the four auctions organized for sale of this issue.

³The price indicated in the *Total for the issue* column is a result of the three auctions organized for sale of this issue.

⁴The price indicated in the *Total for the issue* column is a result of the two auctions organized for sale of this issue.

* Issues Nos. BG2040203213 and BG2040403219 are denominated in euro and all related values are also in euro.

** In 2003 reverse repurchases totalled BGN 49,171.1 thousand.

Note: Since 22 November 2004 government securities yield has been calculated according to ISMA-International Yield.

Government Securities Issued to Settle Non-performing Loans of State-owned Companies to Banks

Legal regulation	CMD 244/91	CMD 186/93	Art. 4 ZUNK/93	Art. 5 ZUNK/93	CMD 3/94	§ 10 of TFP of SBL/99
Issue No.	BG 2000192224	BG 2009993226	BG 2009893228	BG 2009794228	BG 2009693222	BG 2040009223
Issue date	01.01.1992	01.07.1993	01.10.1993	01.01.1994	01.12.1993	01.07.1999
Maturity date	01.01.2011	01.07.2017	01.10.2018	01.01.2019	01.12.2018	01.01.2019
Maturity (years)	19	24	25	25	25	19.5
Grace period (years)	4	4	5	5	5	
Redemption term (years)	15	20	20	20	20	19.5
Repayments	15 equal annual installments	20 equal annual installments	20 equal annual installments	20 equal annual installments	20 equal annual installments	20 equal annual installments
Principal (thousand)	BGN 1651.04	BGN 1653.38	BGN 6028.76	USD 138,472.50	BGN 646.87	EUR 116,943.22
Interest payments	semiannual	semiannual	semiannual	semiannual	annual	semiannual
Interest	BIR+1	BIR	BIR	LIBOR*	BIR	EURIBOR**

* Six-month LIBOR of the US dollar for the preceding interest period; the amount of the interest coupon is announced by the Minister of Finance three days after the beginning of each interest period.

** Six-month EURIBOR for the preceding interest period; the amount of the interest coupon is announced by the Minister of Finance three days after the beginning of each interest period.

EUR-denominated issue BG 2040009223 has the same status as the USD-denominated issue BG 2009794228 (issued under Article 5 of ZUNK).

Pursuant to CM Decree No. 221 of 1995 holders of long-term government bonds issued under ZUNK, negotiated prior to 31 December 1990, CM Decrees No. 244 of 1991, No. 186 of 1993 and No. 3 of 1994 may use them as legal tender in privatization transactions.

Pursuant to CM Decree No. 22 of 1995, long-term government bonds issued under ZUNK may be used to repay obligations of state-owned enterprises, firms and commercial companies to the government, transformed under Article 10 of ZUNK. In meeting these obligations, long-term government bonds are valued at their nominal for the bonds denominated in US dollars, and 80% for those denominated in levs.

Principals are based on actual data as of 30 June 2005.

Pending Payments on Government Securities in August 2005

(BGN'000)

Government securities	Monday	Tuesday	Wednesday	Thursday	Friday
	1	2	3	4	5
target issues bonds		6.98		169.94 2 062.90	23.47 3 059.02
	8	9	10	11	12
target issues bonds	14.44			1 884.38	
	15	16	17	18	19
bills target issues bonds		929.79		15 000.00 911.68	18.03
	22	23	24	25	26
target issues bonds	12.69			7.20	
	29	30	31		
target issues bonds					

Note: When the payment day is not a business day, payment is effected on the following business day.

Auction Calendar of Government Securities Issues for August 2005

Auction date	Issue date	Maturity date	Issue term	Scheduled volume (BGN)	Total nominal value (BGN)
15.08.2005*	16.02.2005	16.02.2010	5 years	25 000 000	
29.08.2005	31.08.2005	30.11.2005	3-month	15 000 000	
TOTAL, incl.:				40 000 000	
bills				15 000 000	
bonds				25 000 000	

* Tap issue.

The Ministry of Finance is entitled to make relevant adjustments in the calendar where necessary.

By end-June 2005 domestic debt totaled BGN 2,772,270.9 thousand in nominal terms. Share of the debt on government securities issued for budget deficit financing was 83.3% (BGN 2,309,596.1 thousand) and that on government securities issued for structural reform, 16.7% (BGN 462, 674.8 thousand) (Chart 13).

Between January and June 2005 issued government securities accounted for BGN 255,897 thousand; of this, BGN 1559.6 thousand were directly sold to individuals. Government securities repaid in June accounted for BGN 157,460.3 thousand, including short-term treasury bills of BGN 106,000 thousand. As a result of newly issued volumes, the share of ten-year government securities issued for budget deficit financing increased to 14.28% at the expense of the three-month bills which decreased; all other types of government securities remained almost unchanged (Chart 14). The average-weighted maturity of government securities issued for budget deficit financing reached six years and nine months. Government securities issued for structural reform comprised BGN 462.7 thousand by the end of the review period.

Debt foreign exchange structure in June changed slightly as a result of issued government securities and effected repayments (Chart 15). The share of government securities in US dollars increased reaching 8.1% at the expense of the decrease in the share of government securities in euro, 17%, while the share of government securities in levs stayed close to its previous level: 74. 9%. Debt maturity structure also changed. Long-term securities increased to 59.5% at the expense of short-term securities which decreased to 1.3%. The share of medium-term securities remained unchanged: 39.3% (Chart 16). Government securities with fixed interest coupons comprised 83.3% and government securities with floating interest coupons, 16.7% (Chapter 17).

Since early-2005 repaid interest and discounts on government securities issued on the domestic market have totaled BGN 70,877.8 thousand. Interest and discounts on government securities for budget deficit financing of BGN 66,715.5 thousand, or 94.1% of the total repaid interest and discounts, were repaid in June (Chart 19). Interest paid on seven-year bonds occupied the largest share, 38%, followed by five-year bonds, 30.8% (Chart 18).

Domestic Debt

(BGN'000/EUR'000/USD'000)

Structure	Amount as of 31 Dec. 2004	Change in 2005		Amount as of 30 June 2005
		increase	decrease	
I. DEBT ON GOVERNMENT SECURITIES ISSUED FOR BUDGET DEFICIT FINANCING				
1. Government securities issued in 2000	28 275.9	-	-	28 275.9
5-year	28 275.9	-	-	28 275.9
2. Government securities issued in 2001	221 328.9	-	-	221 328.9
2.1. Medium-term	191 328.9	-	-	191 328.9
5-year	191 328.9	-	-	191 328.9
2.2. Long-term	30 000.0	-	-	30 000.0
7-year	30 000.0	-	-	30 000.0
3. Government securities issued in 2002	674 670.0	-	50 000.0	624 670.0
3.1. Medium-term	349 750.0	-	50 000.0	299 750.0
3-year	175 000.0	-	50 000.0	125 000.0
5-year	174 750.0	-	-	174 750.0
3.2. Long-term	324 920.0	-	-	324 920.0
7-year	240 000.0	-	-	240 000.0
10-year	84 920.0	-	-	84 920.0
4. Government securities issued in 2003	829 290.6	29 337.5	894.1	857 733.9
4.1. Medium-term	252 682.9	-	894.1	251 788.7
3-year	77 682.9	-	894.1	76 788.7
5-year	175 000.0	-	-	175 000.0
4.2. Long-term	576 607.7	29 337.5	-	605 945.2
7-year	310 362.2	-	-	310 362.2
EUR-denominated (lev equivalent)	205 362.2	-	-	205 362.2
10-year	100 000.0	-	-	100 000.0
15-year	166 245.6	29 337.5	-	195 583.0
EUR-denominated (lev equivalent)	166 245.6	29 337.5	-	195 583.0
5. Government securities issued in 2004	457 593.9	-	56 558.7	401 035.3
5.1. Short-term	76 000.0	-	56 000.0	20 000.0
3-month	36 000.0	-	36 000.0	-
12-month	40 000.0	-	20 000.0	20 000.0
5.2. Medium-term	221 593.9	-	558.7	221 035.3
3-year	112 396.9	-	413.7	111 983.2
5-year	109 197.1	-	145.0	109 052.1
EUR-denominated (lev equivalent)	9 197.1	-	145.0	9 052.1
5.3. Long-term	160 000.0	-	-	160 000.0
7-year	80 000.0	-	-	80 000.0
10-year	80 000.0	-	-	80 000.0
6. Government securities issued in 2005	-	226 559.6	50 007.5	176 552.1
6.1. Short-term	-	65 000.0	50 000.0	15 000.0
3-month	-	65 000.0	50 000.0	15 000.0
6.2. Medium-term	-	96 559.6	7.5	96 552.1
3-year	-	45 660.8	7.5	45 653.3
5-year	-	50 898.8	-	50 898.8
EUR-denominated (lev equivalent)	-	898.8	-	898.8
6.3. Long-term	-	65 000.0	-	65 000.0
10-year	-	65 000.0	-	65 000.0
TOTAL (I)	2 211 159.3	255 897.0	157 460.3	2 309 596.1

(continued)

(continued)

(BGN'000/EUR'000/USD'000)

Structure	Amount as of 31 Dec. 2004	Change in 2005		Amount as of 30 June 2005
		increase	decrease	
II. DEBT ON GOVERNMENT SECURITIES ISSUED FOR STRUCTURAL REFORM				
1. Long-term government bonds issued pursuant to CM Decree No. 244 of 1991	1 926.2		275.2	1 651.0
2. Long-term government bonds issued pursuant to CM Decree No. 234 of 1992	1 653.4			1 653.4
3. Long-term government bonds issued pursuant to Articles 4 and 5 of ZUNK of 1993				
in BGN	6 028.8			6 028.8
denominated in USD	148 994.1		10 521.6	138 472.5
lev equivalent	213 939.1			223 973.7
denominated in EUR	125 401.0	11.3	8 469.1	116 943.2
lev equivalent	245 263.0			228 721.1
4. Long-term government bonds issued pursuant to CM Decree No. 3 of 1994	646.9			646.9
TOTAL (II)	469 457.3			462 674.8
GOVERNMENT DEBT, TOTAL	2 680 616.6			2 772 270.9
III. DOMESTIC GOVERNMENT GUARANTEES				
DOMESTIC DEBT, TOTAL	2 680 616.6			2 772 270.9

Notes:

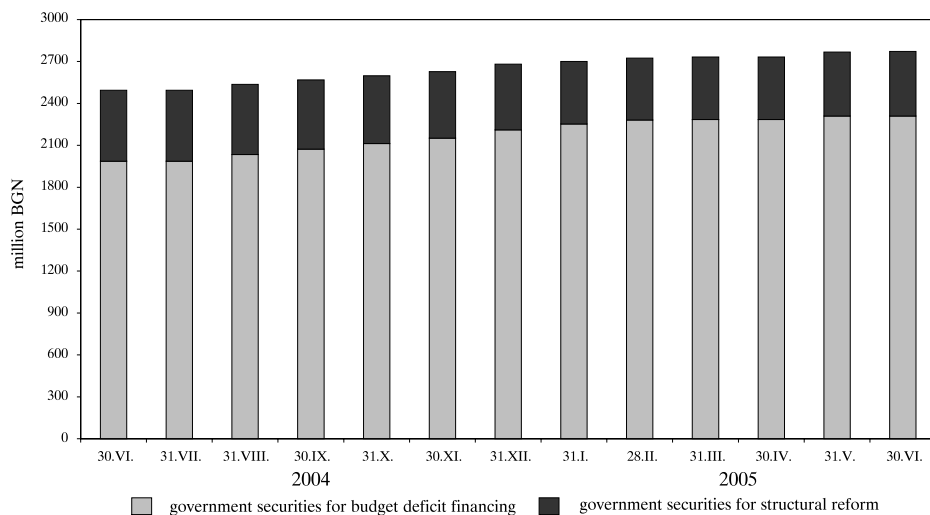
As of 1 April 2004 statistical reporting of total government, government guaranteed and consolidated debts has changed. The practice adopted as of January 2003 of reporting bond obligations at acquisition value has been discontinued. After the change, securities included in the stock of domestic and external debt are reported at nominal value.

The IMF extends its tranches to the central bank which then on-lends them to the government under Article 45 of the Law on the BNB. So far, the credits extended by the BNB to the MF are reported as domestic government debt to the BNB, on the one hand, and external debt of the BNB to the IMF, on the other hand.

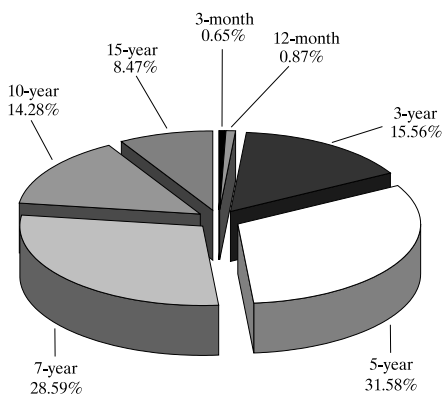
In the *Government Debt Management* bulletin, debt to the IMF is included in the external debt structure and excluded from domestic debt structure in order to avoid any mistakes in using debt information.

Debt recalculation in US dollars and euro is based on BNB exchange rate of the relevant currency against the lev for the last business day of the respective period.

Changes in Domestic Government Debt

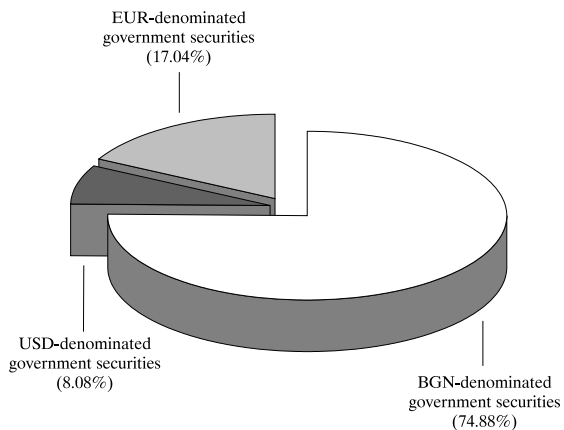


Outstanding Government Securities Issued for Budget Deficit Financing as of 30 June

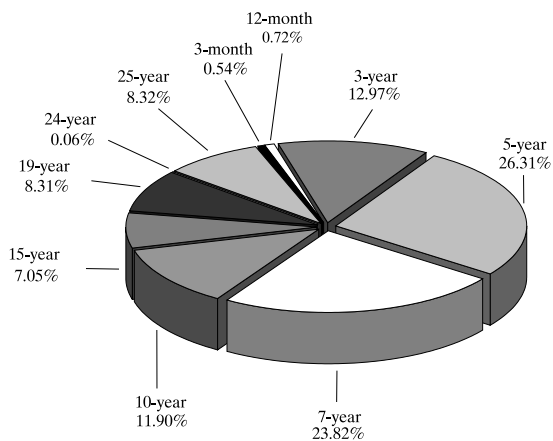


Note: The average-weighted maturity of government securities issued for budget deficit financing is six years and nine months.

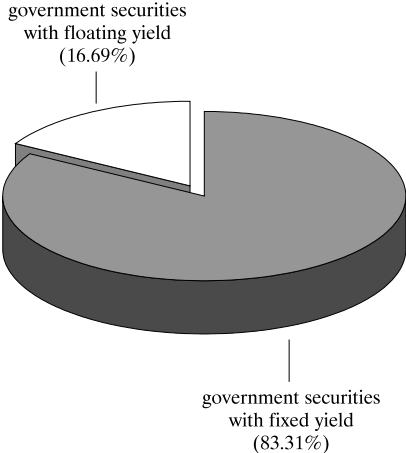
Forex Composition of Outstanding Government Securities as of 30 June



Maturity Structure of Outstanding Government Securities as of 30 June



Shares of Outstanding Government Securities with Fixed and Floating Yield as of 30 June



Expenditure on Domestic Debt between 1 January and 30 June 2005

(BGN'000)

Structure	Amount of repaid interest (discount)
I. DEBT ON GOVERNMENT SECURITIES ISSUED FOR BUDGET DEFICIT FINANCING	
1. Government securities issued in 2000	1 268.9
1.1. Medium-term	1 268.9
5-year	1 268.9
2. Government securities issued in 2001	8 324.3
2.1. Medium-term*	7 208.5
5-year	7 208.5
2.2. Long-term	1 115.8
5-year	1 115.8
3. Government securities issued in 2002	23 003.9
3.1. Medium-term	11 217.5
3-year	5 273.3
5-year	5 944.2
3.2. Long-term	11 786.4
7-year	8 610.6
10-year	3 175.8
4. Government securities issued in 2003	27 332.4
4.1. Medium-term	6 767.2
3-year	2 251.8
5-year	4 515.4
4.2. Long-term	20 565.2
7-year	14 909.6
10-year	3 334.6
15-year	2 321.1
5. Government securities issued in 2004	9 585.2
5.1. Short-term	913.3
3-month	218.3
12-month	695.1
5.2. Medium-term	4 670.1
3-year	2 122.4
5-year	2 547.7
5.3. Long-term	4 001.7
7-year	1 910.4
10-year	2 091.4
6. Government securities issued in 2005	-2 799.3
6.1. Short-term	298.3
3-month	298.3
6.2. Medium-term	-1 675.2
3-year	-512.8
5-year	-1 162.4
6.3. Long-term	-1 422.5
10-year	-1 422.5
TOTAL (I)	66 715.5

(continued)

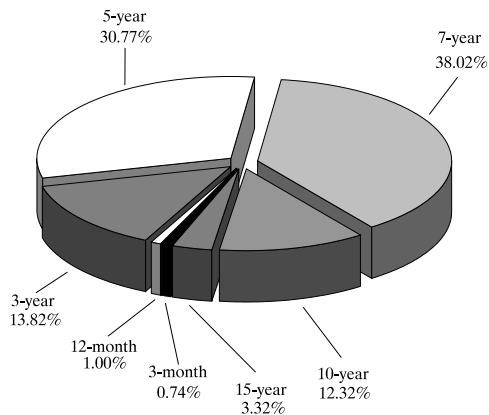
(continued)

(BGN'000)

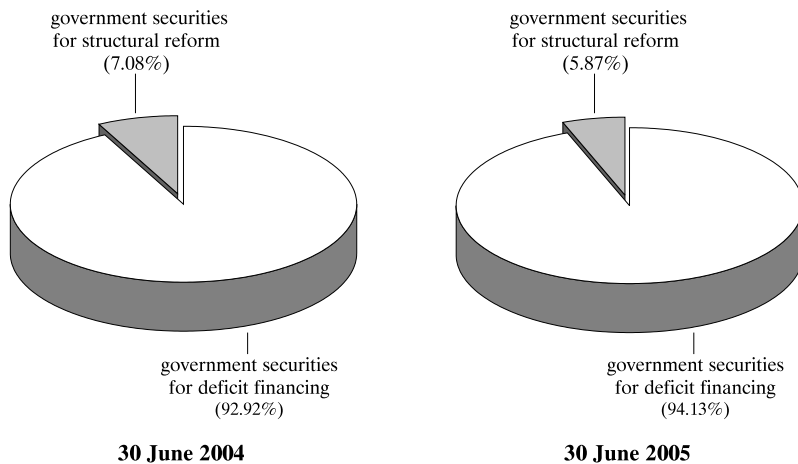
Structure	Amount of repaid interest (discount)
II. DEBT ON GOVERNMENT SECURITIES ISSUED AS A RESULT OF STRUCTURAL REFORM	
A. Debt on government securities issued to settle non-performing loans of state-owned companies to banks	
1. Bonds issued pursuant to CM Decree No. 244 of 1991	32.8
2. Bonds issued pursuant to CM Decree No. 186 of 1992	19.9
3. Bonds issued pursuant to Articles 4 and 5 of ZUNK of 1993	4 109.6
lev bonds	82.4
USD-denominated bonds (in BGN at the current exchange rate)	1 451.9
EUR-denominated bonds (in BGN at the fixed exchange rate)	2 575.3
4. Bonds issued pursuant to CM Decree No. 3 of 1994	0.0
Total (A)	4 162.4
TOTAL (II)	4 162.4
EXPENDITURE ON GOVERNMENT DEBT, TOTAL	70 877.8

* Including interest revenue from tap medium-term government securities issues.

Structure of Expenditure on Government Securities Issued for Budget Deficit Financing



Structure of Expenditure on Domestic Debt



By end-June external debt totaled EUR 6,093.3 million. Government debt accounted for EUR 5,600.3 million and government guaranteed debt amounted to EUR 493 million.

In June new foreign financing totaled BGN 31,585.9 thousand. Payments on the debt totaled BGN 103,234.2 thousand of which BGN 76,260.1 thousand principal repayments and BGN 26,974.1 thousand interest. Repayments were mainly made to the IMF (BGN 30,770.4 thousand), to the World Bank (BGN 30,336.6 thousand) and on government guaranteed loans (BGN 10,933.2 thousand). Interest was repaid mainly to the World Bank (BGN 15,397.1 thousand), on government guaranteed debt (BGN 4,087.3 thousand) and on government investment loans (BGN 3543.3 thousand). By end-June net external financing was negative and totaled BGN -44,674.2 thousand.

Since early-2005 received loans have totaled BGN 238,216.2 thousand, of which BGN 75,089.4 thousand receipts from tranches on government guaranteed loans. Payments on the debt have amounted to BGN 2,213,422.5 thousand, including BGN 1,839,628.8 principal repayments. The largest amounts were repaid on Brady bonds (BGN 1,470,843 thousand), to the IMF (BGN 165,854.2 thousand), the European Union (BGN 61,119.7 thousand), the World Bank (BGN 56,689.1 thousand) and on government investment loans (BGN 38,245.4 thousand).

Certain changes occurred in debt foreign exchange structure as a result of effected payments. Debt denominated in US dollars increased on the previous month, reaching 34.1% by end-June. Debt ratio in euro and in other currencies decreased to 48.5% and 17.4% respectively. Debt interest structure also reported a change. Debt with floating interest coupons fell to 52.5% against that with fixed interest coupons which reached 47.5%. The average-weighted residual term to maturity of the external debt was eight years and seven months.

The structure of external debt by type of creditor was as follows: debt on other bonds (global bonds and eurobonds) accounting for 35.1%, to the World Bank, 15.3%, to the IMF, 13.6%, and on Brady bonds, 8.2%. Obligations to the European Union comprised 5.2%, to the Paris Club, 2.8% and on government guaranteed loans, 8.1%.

External Debt

(million EUR)

Structure	as of 31.XII.2004	as of 31.III.2005	as of 30.IV.2005	as of 31.V.2005	as of 30.VI.2005
Government debt	6 140.6	5 470.6	5 476.4	5 573.6	5 600.3
I. Bonds	3 182.4	2 534.2	2 535.0	2 608.6	2 638.7
1. Brady bonds	1 164.1	468.7	469.0	492.8	502.5
2. Other bonds	2 018.3	2 065.5	2 066.1	2 115.8	2 136.2
II. Loans	2 958.2	2 936.3	2 941.3	2 964.9	2 961.6
1. Paris Club	176.3	170.0	170.0	170.0	170.0
2. World Bank	930.6	929.2	930.7	943.0	931.3
2.1. World Bank	842.9	844.1	844.2	854.7	845.9
2.2. JBIC (JEXIM)	87.7	85.1	86.5	88.3	85.4
3. G24	34.6	35.4	35.4	36.2	36.5
4. European Union	350.0	318.8	318.8	318.8	318.8
5. IMF	868.7	855.4	850.4	840.7	830.9
6. Other	125.2	125.2	125.2	125.2	125.2
7. Government investment loans	428.8	459.5	468.1	492.8	510.3
7.1. World Bank	108.0	118.2	121.6	123.2	126.4
7.2. European Investment Bank	214.8	221.7	223.4	242.4	254.1
7.3. EBRD	22.8	20.1	20.1	20.4	19.1
7.4. Other	83.1	99.5	102.9*	106.7	110.6
8. Called government guarantees	43.9	42.8	42.8	38.3	38.6
8.1. World Bank	36.4	35.1	35.1	30.2	30.3
8.2. European Investment Bank	1.3	1.2	1.2	1.3	1.3
8.3. Other	6.2	6.5	6.5	6.8	6.9
Government guaranteed debt	444.0	457.3	484.2	494.4	493.0
1. World Bank	96.0	98.0	99.0	102.3	102.6
2. European Investment Bank	9.2	9.2	9.2	9.2	8.7
3. EBRD	37.2	41.3	41.4	42.7	43.4
4. Other	301.7	308.8	334.6	340.1	338.3
EXTERNAL DEBT, TOTAL	6 584.6	5 927.8	5 960.6	6 067.9	6 093.3
EXTERNAL DEBT, TOTAL (million USD)	8 968.9	7 684.9	7 723.1	7 482.3	7 368.0

Notes:

1. Debt based on cash flows. External debt based on cash flows as of 1 January 2003.
2. Loans in the *Government investment loans* and *Government guaranteed debt* items have been rearranged according to the provisions of the Law on the Government Debt (published in the State Gazette, issue 93 of 1 October 2002).
3. The IMF extends its tranches to the central bank which then on-lends them to the government under Article 45 of the Law on the BNB. So far, the credits extended to the MF by the BNB are reported as domestic government debt to the BNB, on the one hand, and external debt of the BNB to the IMF, on the other hand. In the *Government Debt Management* bulletin, debt to the IMF is included in the external debt structure and excluded from domestic debt structure in order to avoid any mistakes in using debt information.
4. Debt recalculation in US dollars and in euro is based on BNB exchange rates of the relevant currencies against the Bulgarian lev valid for the last business day of each period.
5. Preliminary data for June 2005.

* Revised data.

New Foreign Financing and External Debt Payments as of 30 June

(BGN'000)

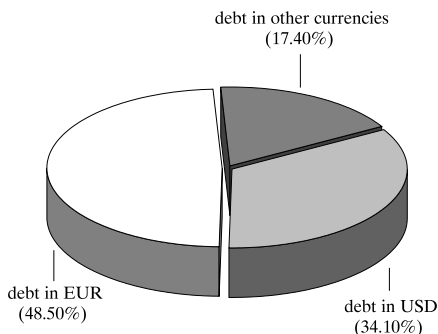
Structure	Received loans (tranches)	Payments, incl.	
		installments	interest
Government debt	163 126.8	1 819 730.7	356 260.5
I. Bonds	-	1 470 843.0	269 865.0
1. Brady bonds	-	1 470 843.0	33 525.4
2. Other bonds	-	-	236 339.6
II. Loans	163 126.8	348 887.6	86 395.6
1. Paris Club	-	12 314.3	5 861.6
2. World Bank	-	56 689.1	25 789.6
2.1. World Bank	-	44 945.4	23 564.8
2.2. JBIC (JEXIM)	-	11 743.6	2 224.9
3. G24	-	-	1 043.6
4. European Union	-	61 119.7	7 207.0
5. IMF	-	165 854.2	26 119.2
6. Other	-	-	1 697.8
7. Government investment loans	163 126.8	38 245.4	17 503.5
7.1. World Bank	37 168.9	2 257.0	2 795.5
7.2. European Investment Bank	82 144.9	25 539.7	11 235.8
7.3. EBRD	-	10 448.7	1 387.6
7.4. Other	43 813.1	-	2 084.6
8. Called government guarantees	-	14 665.0	1 173.2
8.1. World Bank	-	14 326.9	1 078.1
8.2. European Investment Bank	-	338.1	95.1
8.3. Other	-	-	-
Government guaranteed debt	75 089.4	19 898.1	17 533.2
1. World Bank	5 980.0	8 845.2	3 708.8
2. European Investment Bank	-	1 068.0	204.7
3. EBRD	10 236.3	2 427.5	845.1
4. Other	58 873.1	7 557.4	12 774.6
TOTAL	238 216.2	1 839 628.8	373 793.7

Notes:

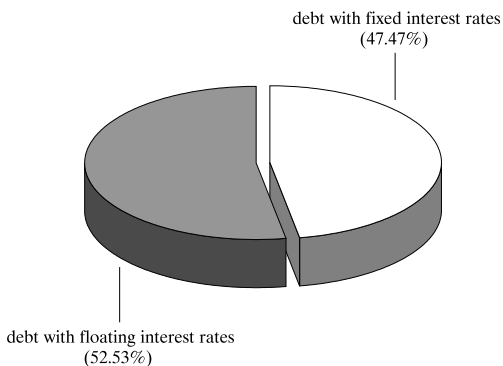
1. Lev equivalence of the new foreign financing received and payments effected is calculated on the basis of BNB central exchange rates of the respective foreign currencies against the Bulgarian lev valid until 4.00 p.m. on the day of corresponding payment.

2. Preliminary data.

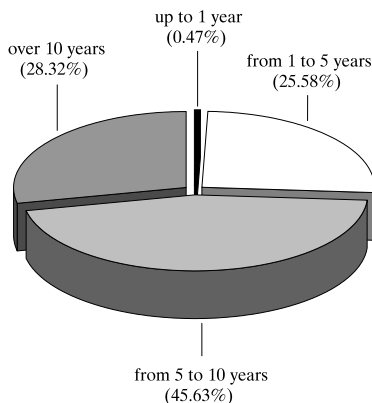
Currency Composition of the External Debt as of 30 June



Interest Rate Structure of the External Debt as of 30 June



Residual Term to Maturity of the External Debt as of 30 June



Note: The average-weighted residual term to maturity of the external debt is eight years and seven months.

By end-June government and government guaranteed debt totaled EUR 7,510.7 million, including domestic debt of EUR 417.4 million and external debt of EUR 6,093.3 million. The increase in nominal terms was EUR 27.6 million on the previous month mainly due to exchange rate fluctuations.

By end-June the *debt to GDP* ratio was 35.5%, up 0.1 percentage points on end-May 2005. The value of this indicator for domestic debt and external debt accounted for 6.7% and 28.8% respectively.

Domestic debt occupied 18.9% in debt structure and external debt, 81.1% (Chart 23).

Debt foreign exchange composition experienced certain changes owing to executed payments. By end-June the share of the debt in US dollars reached 29.2%, in euro 42.6%, in levs 14.1% and in other currencies, 14.1% (Chart 24).

In the structure of external debt by type of creditor other bonds (global bonds and eurobonds) occupied the largest share, totaling 28.4%, followed by domestic debt (government securities), 18.9%, obligations to the World Bank, 12.4%, to the IMF, 11.1%, on government guaranteed debt, 6.6% and on Brady bonds, 6.7% (Chart 25).

By end-June debt interest structure reflected an increase in the debt with fixed interest to 54.2%. Debt with floating interest comprised 45.8% (Chart 26).

Since early 2005 payments effected on government and government guaranteed debt have totaled BGN 2,474.6 million, including domestic debt payments of BGN 261.2 million and external debt payments of BGN 2,213.4 million (Chart 27). In June payments to the IMF and to the World Bank comprised the most significant shares, while the main repayments related to domestic debt were effected on government securities issued for budget deficit financing.

By end-June payments in US dollars (recalculated in levs: BGN 1,656 million) accounted for the biggest share in the foreign exchange composition of debt payments, followed by payments in euro (BGN 442.4 million) and in levs (BGN 261.2 million) (Chart 28).

Government and Government Guaranteed Debt

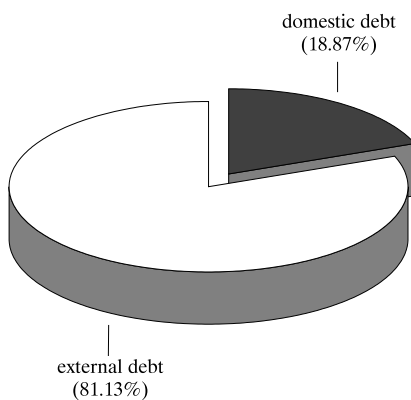
(million EUR)

Structure	as of 31.XII.2004	as of 31.III.2005	as of 30.IV.2005	as of 31.V.2005	as of 30.VI.2005
Domestic debt	1 370.6	1 396.9	1 397.1	1 415.3	1 417.4
I. Government debt	1 370.6	1 396.9	1 397.1	1 415.3	1 417.4
1. Government securities issued for budget deficit financing	1 130.5	1 168.0	1 168.1	1 180.8	1 180.9
2. Government securities issued for structural reform	240.0	228.9	229.0	234.4	236.6
II. Government guaranteed debt	-	-	-		
External debt	6 584.6	5 927.8	5 960.6	6 067.9	6 093.3
I. Government debt	6 140.6	5 470.6	5 476.4	5 573.6	5 600.3
1. Bonds	3 182.4	2 534.2	2 535.0	2 608.6	2 638.7
2. Loans	2 958.2	2 936.3	2 941.3	2 964.9	2 961.6
Government investment loans	428.8	459.5*	468.1*	492.8	510.3
Called government guarantees	43.9	42.8	42.8	38.3	38.3
II. Government guaranteed debt	444.0	457.3	484.2	494.4	493.0
Debt, total	7 955.2	7 324.7	7 357.6	7 483.2	7 510.7
Debt/GDP (%)	40.9	34.7	34.8	35.4	35.5
Domestic debt/GDP (%)	7.0	6.6	6.6	6.7	6.7
External debt/GDP (%)	33.8	28.0	28.2	28.7	28.8

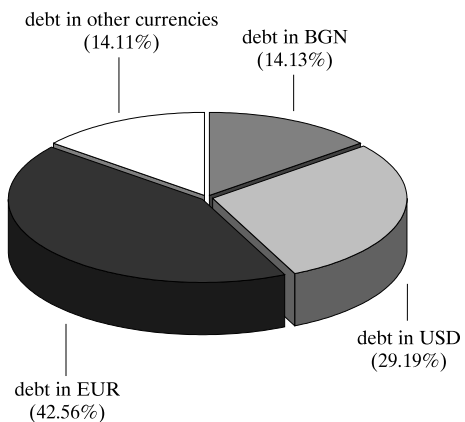
Notes:

1. Debt based on cash flows.
 2. GDP projection for 2005: BGN 41,343 million. Revised GDP projection for 2004: BGN 38,082 million.
 3. The IMF extends its tranches to the central bank which then on-lends them to the government under Article 45 of the Law on the BNB. So far, the credits extended to the MF by the BNB are reported as domestic government debt to the BNB, on the one hand, and external debt of the BNB to the IMF, on the other hand. Debt to the IMF is included in the external debt structure and excluded from domestic debt structure in the present issue of the *Government Debt Management* bulletin.
 4. Debt recalculation in US dollars and in euro is based on BNB exchange rates of the relevant currencies against the Bulgarian lev valid for the last business day of each period.
 5. Preliminary data for June 2005.
- * Revised data.

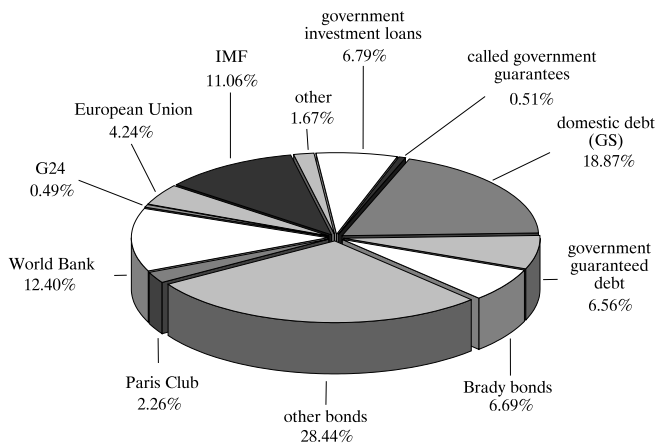
Debt Structure as of 30 June



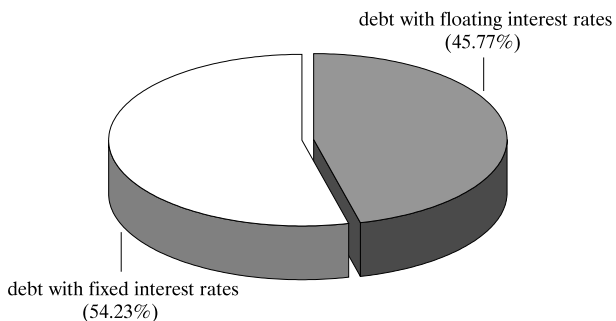
Debt Currency Structure as of 30 June



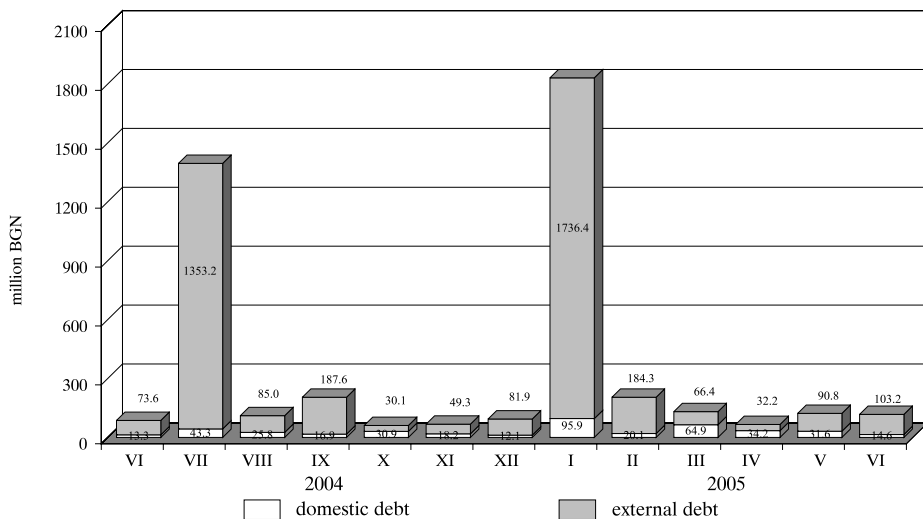
Debt Structure by Creditor as of 30 June



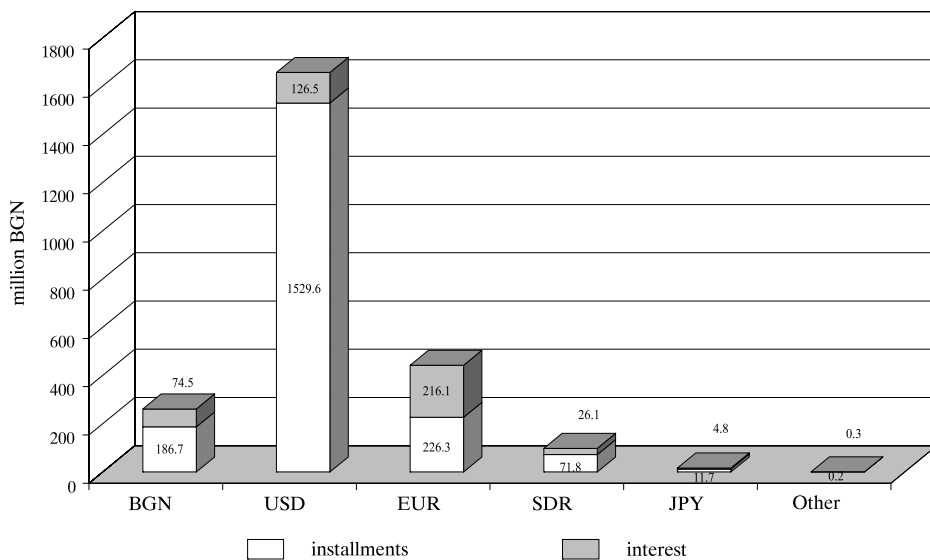
Debt Interest Rate Structure as of 30 June



Government Debt Payments



Currency Structure of Government Debt Payments as of 30 June



Government Securities Issued in Domestic Market and Held by Non-residents

(BGN'000)

Government securities type	31.XII. 2004	2005		
		31.III.	30.IV.	31.V.
Government securities issued for budget deficit financing	30 753.7	28 211.1	28 211.2	26 969.2
– in BGN	100.0	100.0	100.0	100.0
– in EUR	30 653.7	28 111.1	28 111.2	26 869.2
Government securities issued for structural reform	4 119.2	3 849.8	3 854.5	3 854.5
– in USD	118.8	94.0	98.7	98.7
– in EUR	4 000.4	3 755.8	3 755.8	3 755.8
Total	34 872.9	32 060.9	32 065.7	30 823.8

Government Securities Issued in International Market and Held by Residents

(million EUR)

Government securities type	31.XII. 2004	2005		
		31.III.	30.IV.	31.V.
Brady bonds	112.5	83.0	88.0	83.6
Eurobonds	77.4	85.2	87.2	105.6
Global bonds	98.6	122.5	128.7	129.2
– in EUR	78.6	80.6	80.8	80.6
– in USD	20.1	41.9	47.9	48.6
Total	288.5	290.6	303.9	318.4

MUNICIPAL DEBT AND SOCIAL SECURITY FUNDS DEBT

Municipal Debt and Municipal Guarantees

(BGN'000)

Structure	2004	2005		
	as of 31.XII.	as of 31.III.	as of 30.IV.	as of 31.V.
I. Municipal debt	91 132.1	94 181.4	96 182.2	107 653.3
<i>1. Domestic municipal debt</i>	<i>52 318.8</i>	<i>54 848.3</i>	<i>55 481.1</i>	<i>56 095.7</i>
1.1. Government securities issues (at nominal value as of corresponding period)	10 179.6	14 179.6	14 434.7	14 429.5
1.2. Loans from banks and other financial institutions	26 244.8*	25 414.3	25 550.1	26 083.8
1.3. Loans from the republican budget	2 764.0	2 764.0	2 764.0	2 762.9
1.4. Loans from extrabudgetary accounts and funds	6 276.7	6 052.1	6 148.3*	6 047.8
1.5. Loans from other municipalities	-	-	-	-
1.6. Called municipal guarantees	-	-	-	-
1.7. Other	6 853.7*	6 438.3	6 583.9	6 771.7
<i>2. External municipal debt</i>	<i>38 813.3</i>	<i>39 333.2</i>	<i>40 701.2</i>	<i>51 557.6</i>
2.1. Loans from banks and other financial institutions	18 863.0	18 863.0	18 863.0	29 413.7
2.2. Government guaranteed municipal debt	19 950.3	20 470.1	21 838.1	22 144.0
II. Municipal guarantees	703.7	642.8	618.9	597.4
<i>1. Domestic municipal guarantees</i>	<i>703.7</i>	<i>642.8</i>	<i>618.9</i>	<i>597.4</i>
<i>2. External municipal guarantees</i>	<i>-</i>	<i>-</i>	<i>-</i>	<i>-</i>
Municipal debt and municipal guarantees, total (I+II)	91 835.8	94 824.2	96 801.1	108 250.7

Notes:

- The loan extended by the Council of Europe Development Bank (CEB) to the Republic of Bulgaria under the *Building and Rehabilitation of Houses for Rom Families* project (utilized by the Sofia Municipality) represents external municipal debt and is reported under 2.2. *Government guaranteed municipal debt*. This loan has been guaranteed by the government and is reported in the *Government and Government Guaranteed Debt* table, *External Debt, II. Government guaranteed debt*.
- The loan extended by the Japan Bank for International Cooperation (JBIC) to the Sofia Municipality under the Loan Agreement is an external municipal debt and is reported under 2.2. *Government guaranteed municipal debt*. Pursuant to the Guarantee Agreement concluded between the Government of Bulgaria and the Government of Japan under the Loan Agreement, this loan is guaranteed by the Bulgarian Government and is reported in the *Government and Government Guaranteed Debt* table, *External Debt, II. Government guaranteed debt*.
- Debt recalculation in US dollars and in euro is based on the BNB central exchange rates of the relevant currencies against the Bulgarian lev valid for the last business day of each period.

* Revised data.

Social Security Funds Debt

(BGN'000)

Structure	2004	2005		
	as of 31.XII.	as of 31.III.	as of 30.IV.	as of 31.V.
Domestic debt	33 412.8	33 485.8	33 486.7	33 563.5
I. National Insurance Institute	33 412.8	33 485.8	33 486.7	33 563.5
1. Other*	33 412.8	33 485.8	33 486.7	33 563.5
2. Loans from the republican budget	-	-	-	-
II. National Health Insurance Fund	-	-	-	-
III. Teachers' Pension Fund	-	-	-	-
External debt	-	-	-	-

* This loan was extended by the Ministry of Finance to the National Insurance Institute under a subloan agreement concluded on the basis of the loan agreement between the Republic of Bulgaria and the International Bank for Reconstruction and Development (the World Bank) under the *Social Insurance Administration* project.

Debt recalculation in US dollars and in euro is based on the BNB central exchange rates of the relevant currencies against the Bulgarian lev valid for the last business day of each period.

Consolidated Government Debt Amount

(million EUR)

Structure	2004	2005		
	as of 31.XII.	as of 31.III.	as of 30.IV.	as of 31.V.
I. Consolidated government debt	7 558.1	6 916.0	6 922.9	7 044.2
1. Central government debt	7 511.2	6 867.5	6 873.4	6 988.8
2. Social security funds debt	0.0	0.0	0.0	0.0
3. Municipal debt	47.0	48.5	49.5*	55.3
Consolidated government debt/GDP, total (%)	38.8	32.7	32.8	33.3

Notes:

- As of 1 May 2004 statistical reporting of total government, government guaranteed and consolidated debts has changed. The practice adopted as of January 2003 of reporting bond obligations at acquisition value has been discontinued. After the change, securities included in domestic and external debt are reported at nominal value.
- GDP projection for 2005: BGN 41,343 million. 2004 GDP: BGN 38,082 million.
- Debt recalculation in euro is based on the BNB central exchange rates of the relevant currencies against the Bulgarian lev valid for the last business day of each period.
- The IMF extends its tranches to the central bank which then on-lends them to the government under Article 45 of the Law on the BNB. So far, the credits extended to the MF by the BNB are reported as domestic government debt to the BNB, on the one hand, and external debt of the BNB to the IMF, on the other hand. Debt to the IMF is included in the external debt structure and excluded from domestic debt structure in the *Government Debt Management* bulletin.
- The loan extended by the Ministry of Finance to the National Insurance Institute under a subloan agreement concluded on the basis of the loan agreement between the Republic of Bulgaria and the International Bank for Reconstruction and Development (the World Bank) under the *Social Insurance Administration* project is excluded from 2. *Social Security Funds Debt* and is reported under 1. *Central government debt*.
- The loan extended by the Japan Bank for International Cooperation (JBIC) to the Sofia Municipality under the Loan Agreement represents an external municipal debt and is reported under *Consolidated government debt, 3. Municipal debt*. Pursuant to the Guarantee Agreement concluded between the governments of Bulgaria and Japan under the Loan Agreement, this loan is guaranteed by the Bulgarian Government.

* Revised data.